



# THE SPIRIT OF ADVENTURE

2024 RANGE BOOK

[VANGO.CO.UK](http://VANGO.CO.UK)

# TECHNICAL TENTS

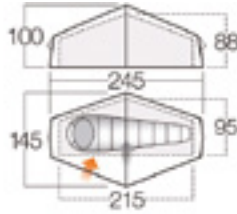
PAGES 2-11

---



### Nevis 100

Protex® 70D | PowerLite Alloy Poles

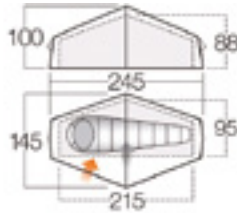


**Dimensions:** Ø14 x 46cm  
**Colour:** Pamir Green  
**Weight:** 1.7kg

**Pitch Time:** 5 minutes

### Nevis 200

Protex® 70D | PowerLite Alloy Poles

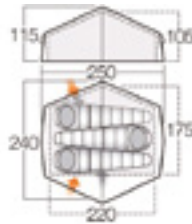


**Dimensions:** Ø15 x 46cm  
**Colour:** Pamir Green  
**Weight:** 2.02kg

**Pitch Time:** 5 minutes

### Nevis 300

Protex® 70D | PowerLite Alloy Poles

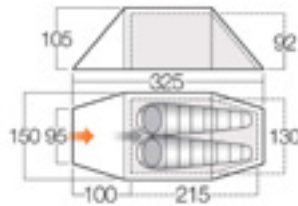


**Dimensions:** Ø17 x 46cm  
**Colour:** Pamir Green  
**Weight:** 2.5kg

**Pitch Time:** 5 minutes

### Scafell 200

Protex® 70D | PowerLite Alloy Poles

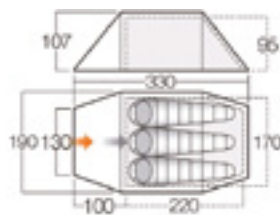


**Dimensions:** Ø16 x 48cm  
**Colour:** Pamir Green  
**Weight:** 2.5kg

**Pitch Time:** 5 minutes

### Scafell 300

Protex® 70D | PowerLite Alloy Poles



**Dimensions:** Ø17 x 48cm  
**Colour:** Pamir Green  
**Weight:** 2.9kg

**Pitch Time:** 5 minutes

Notes:

---

---

---

---

---

---

---

---

---

---

---

---

---

---

---

---

---

---

---

---

---

---

---

---

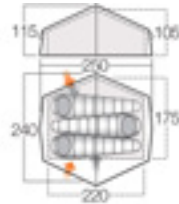


## Apex Compact 300

Protex® Eco I PowerLite Alloy Poles



Pitch Time: 5 minutes



**Dimensions:** Ø18 x 30cm  
**Colour:** Pamir Green  
**Weight:** 2.5kg

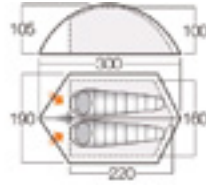
Notes:

## Blade 200

Protex® Eco I PowerLite Alloy Poles



Pitch Time: 8 minutes



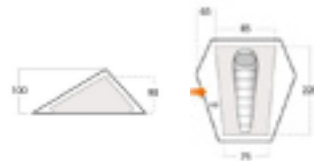
**Dimensions:** Ø12 x 47cm  
**Colour:** Pamir Green  
**Weight:** 2.15kg

## Heddon 100

Protex® Eco I Walking Pole



Pitch Time: 5 minutes



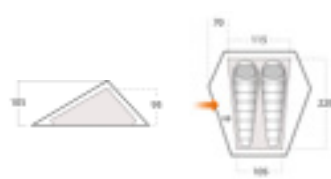
**Dimensions:** Ø24 x 30cm  
**Colour:** Pamir Green  
**Weight:** 1.6kg

## Heddon 200

Protex® Eco I Walking Pole



Pitch Time: 5 minutes



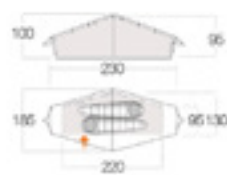
**Dimensions:** Ø25 x 30cm  
**Colour:** Pamir Green  
**Weight:** 1.92kg

## Starav 200

Protex® Eco I PowerLite Alloy Poles

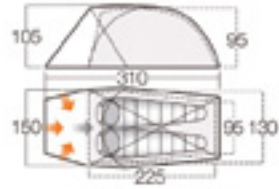


Pitch Time: 7 minutes



**Dimensions:** Ø15 x 45cm  
**Colour:** Pamir Green  
**Weight:** 2.5kg

### Apex Geo 200 Protex® Eco I PowerLite Alloy Poles

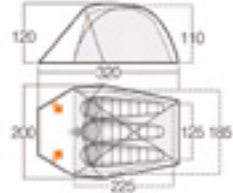


**Dimensions:** Ø16 x 48cm  
**Colour:** Pamir Green  
**Weight:** 3.02kg

**Pitch Time:** 12 minutes

Notes:

### Apex Geo 300 Protex® Eco I PowerLite Alloy Poles



**Dimensions:** Ø18 x 48cm  
**Colour:** Pamir Green  
**Weight:** 3.6kg

**Pitch Time:** 12 minutes

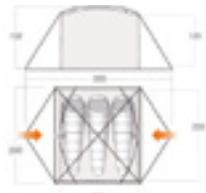
### Tryfan 200 Protex® Eco I PowerLite Alloy Poles



**Dimensions:** 50 x 20 x 18cm  
**Colour:** Pamir Green  
**Weight:** 3.6kg

**Pitch Time:** 10 minutes

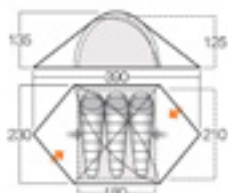
### Tryfan 300 Protex® Eco I PowerLite Alloy Poles



**Dimensions:** 53 x 24 x 21cm  
**Colour:** Pamir Green  
**Weight:** 4.3kg

**Pitch Time:** 10 minutes

### Halo 300 Protex® Eco I PowerLite Alloy Pole



**Dimensions:** Ø21 x 50cm  
**Colour:** Pamir Green  
**Weight:** 4.2kg

**Pitch Time:** 12 minutes

---

---

---

---

---

---

---

---

---

---

---

---

---

---

---

---

---

---

---

---

---

---

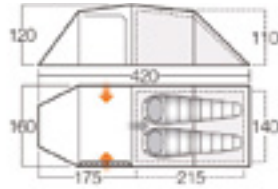
---

---

## Omega 250 Protex® Eco I PowerLite Alloy Poles



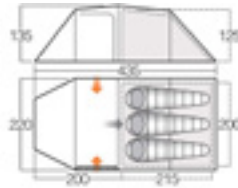
Notes:



**Pitch Time:** 12 minutes

**Dimensions:** Ø18 x 48cm  
**Colour:** Pamir Green  
**Weight:** 4.05kg

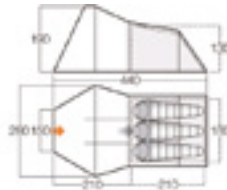
## Omega 350 Protex® Eco I PowerLite Alloy Poles



**Pitch Time:** 12 minutes

**Dimensions:** Ø20 x 49cm  
**Colour:** Pamir Green  
**Weight:** 5kg

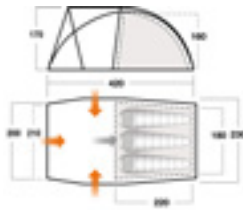
## Galaxy 300 Protex® Eco I PowerLite Alloy Poles



**Pitch Time:** 18 minutes

**Dimensions:** Ø22 x 55cm  
**Colour:** Pamir Green  
**Weight:** 5.55kg

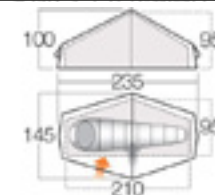
## Cosmos 300 Protex Eco® I PowerLite Alloy Poles



**Pitch Time:** 20 minutes

**Dimensions:** Ø25 x 0cm  
**Colour:** Pamir Green  
**Weight:** 8kg

## F10 Helium UL 1 Protex® 15.SRN | PowerLite Alloy Poles



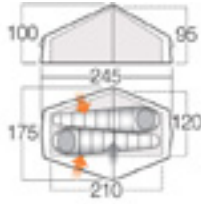
**Pitch Time:** 7 minutes

**Dimensions:** Ø12 x 31cm  
**Colour:** Alpine Green  
**Weight:** 1.2kg

## F10 Helium UL 2 Protex® 15.SRN | PowerLite Alloy Poles



**Pitch Time:** 7 minutes



**Dimensions:** Ø13 x 32cm  
**Colour:** Alpine Green  
**Weight:** 1.42kg

**Notes:**

---

---

---

---

---

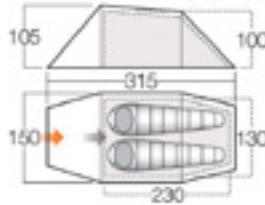
---

---

## F10 Xenon UL 2 Protex® 15.SRN | PowerLite Alloy Poles



**Pitch Time:** 5 minutes



**Dimensions:** Ø13 x 44cm  
**Colour:** Alpine Green  
**Weight:** 1.9kg

**Notes:**

---

---

---

---

---

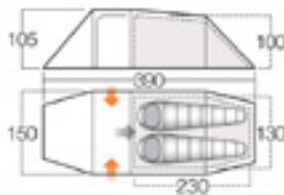
---

---

## F10 Xenon UL 2+ Protex® 15.SRN | PowerLite Alloy Poles



**Pitch Time:** 7 minutes



**Dimensions:** Ø13 x 44cm  
**Colour:** Alpine Green  
**Weight:** 2.4kg

**Notes:**

---

---

---

---

---

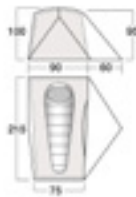
---

---

## F10 Radon UL 1 Protex® 15.SRN | PowerLite Alloy Poles



**Pitch Time:** 6 minutes



**Dimensions:** 10 x 12 x 40cm  
**Colour:** Alpine Green  
**Weight:** 1.3kg

**Notes:**

---

---

---

---

---

---

---

## F10 Radon UL 2 Protex® 15.SRN | PowerLite Alloy Poles



**Pitch Time:** 6 minutes



**Dimensions:** Ø12 x 40cm  
**Colour:** Alpine Green  
**Weight:** 1.8kg

**Notes:**

---

---

---

---

---

---

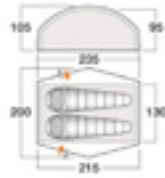
---



## F10 Nexus UL 2 Protex® 15.SRN Fabric | PowerLite Alloy Poles



Pitch Time: 5 minutes



**Dimensions:** Ø13 x 37cm  
**Colour:** Alpine Green  
**Weight:** 1.85kg

Notes:

---

---

---

---

---

---

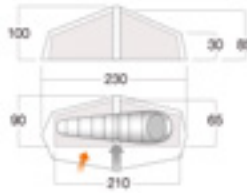
---

---

## F10 Helium UL Air Protex® 15.SRN



Pitch Time: 6 minutes



**Dimensions:** Ø14 x 33cm  
**Colour:** Alpine Green  
**Weight:** 1.35kg

Notes:

---

---

---

---

---

---

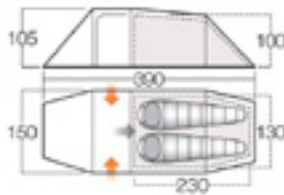
---

---

## F10 Xenon UL Air Protex® 15.SRN



Pitch Time: 6 minutes



**Dimensions:** Ø17 x 39cm  
**Colour:** Alpine Green  
**Weight:** 2kg

Notes:

---

---

---

---

---

---

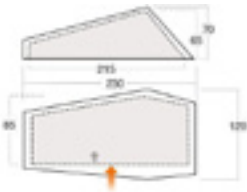
---

---

## F10 Neon UL 1 Protex® 7.SRN | Carbon Fibre Poles



Pitch Time: 5 minutes



**Dimensions:** Ø8 x 27cm  
**Colour:** Alpine Green  
**Weight:** 0.53kg

Notes:

---

---

---

---

---

---

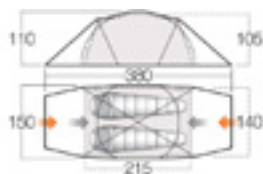
---

---

## F10 MTN 2 30D SRN | PowerLite Plus



Pitch Time: 8 minutes



**Dimensions:** Ø15 x 48cm  
**Colour:** Alpine Green  
**Weight:** 3.3kg

Notes:

---

---

---

---

---

---

---

---



## F10 Hydrogen Air Protex® 7.SRN

AIRBEAM™

F10  
SERIES



Pitch Time: 6 minutes

PROJECT  
HYDROGEN

**Dimensions:** Ø12 x 20cm  
**Colour:** Alpine Green  
**Weight:** 0.7kg

Notes:

---

---

---

---

---

---

---

## Storm Shelter 200

Protex® 70D | Waterproof Seats | 2 Person Capacity

**Dimensions:** Ø14 x 18cm  
**Colour:** Orange  
**Weight:** 0.44kg



Pitch Time: 1 minutes

Notes:

---

---

---

---

---

---

---

## Storm Shelter 400

Protex® 70D | Waterproof Seats | 4 Person Capacity

**Dimensions:** Ø15 x 22cm  
**Colour:** Orange  
**Weight:** 0.7kg



Pitch Time: 1 minutes

Notes:

---

---

---

---

---

---

---

## Storm Shelter 800

Protex® 70D | Waterproof Seats | 8 Person Capacity

**Dimensions:** Ø16 x 29cm  
**Colour:** Orange  
**Weight:** 1.18kg



**Pitch Time:** 1 minutes

Notes:

---

---

---

---

---

---

---

---

## Storm Shelter UL 200

40D Polyester SPU | Waterproof Seats | 2 Person Capacity

**Dimensions:** Ø12 x 18cm  
**Colour:** Viper Green  
**Weight:** 0.34kg



**Pitch Time:** 1 minutes

Notes:

---

---

---

---

---

---

---

---

## Storm Shelter UL 400

40D Polyester SPU | Waterproof Seats | 4 Person Capacity

**Dimensions:** Ø15 x 22cm  
**Colour:** Viper Green  
**Weight:** 0.5kg



**Pitch Time:** 1 minutes

Notes:

---

---

---

---

---

---

---

---

## Trek Bivvy Bag

TrekEco®

**Dimensions:** Ø10 x 18cm  
**Colour:** Pamir Green  
**Weight:** 0.35kg



Notes:

---

---

---

---

---

---

---

---

## F10 Nano Bivvy Bag Airnest Membrane



**Dimensions:** Ø10 x 18cm  
**Colour:** Alpine Orange  
**Weight:** 0.39kg



Notes:

---

---

---

---

---

---

---

---

# ADVENTURE TENTS

PAGES 12-15

---

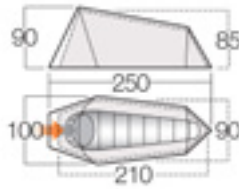


## Soul 100

Protex® 70D Polyester | PowerFlex® Fibreglass Poles



**Pitch Time:** 7 minutes



**Dimensions:** Ø14 x 50cm  
**Colour:** Deep Blue  
**Weight:** 1.82kg

**Notes:**

---

---

---

---

---

---

---

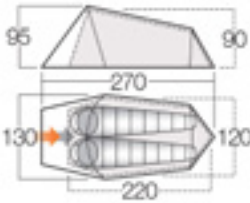
---

## Soul 200

Protex® 70D Polyester | PowerFlex® Fibreglass Poles



**Pitch Time:** 7 minutes



**Dimensions:** Ø15 x 52cm  
**Colour:** Deep Blue  
**Weight:** 2.17kg

**Notes:**

---

---

---

---

---

---

---

---

# Soul 100 · 200 · 300

The Soul is perfect for adventurers who wish to minimise pitching time and make the most of the great outdoors.

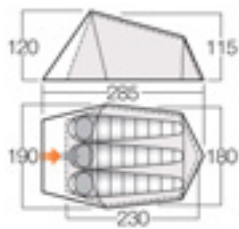


## Soul 300

Protex® 70D Polyester | PowerFlex® Fibreglass Poles



**Pitch Time:** 7 minutes



**Dimensions:** Ø17 x 52cm  
**Colour:** Deep Blue  
**Weight:** 2.86kg

**Notes:**

---

---

---

---

---

---

---

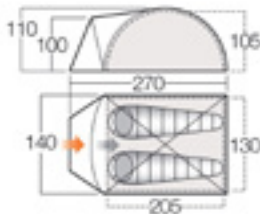
---

## Tay 200

Protex® 70D Polyester | PowerFlex® Fibreglass Poles



**Pitch Time:** 10 minutes



**Dimensions:** Ø17 x 59cm  
**Colour:** Deep Blue  
**Weight:** 3.31kg

**Notes:**

---

---

---

---

---

---

---

---



## Classic Instant 300

Sentinel & Sentinel Eco | Fibreglass Poles

### POP-UP TENT

Notes:



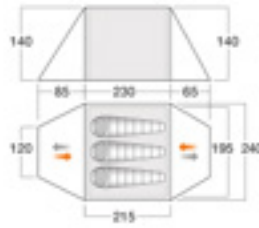
**Colour:** Deep Blue | **Fabric:** Sentinel



**Colour:** Geo Pattern  
**Fabric:** Sentinel Eco



**Colour:** Orange  
**Fabric:** Sentinel Eco



**Pitch Time:** 5 minutes

**Dimensions:** 140 x 18 x 17cm

**Colour:** Deep Blue

**Weight:** 7kg

**EARTH COLLECTION**

## Classic Air 300

Protex® 70 Denier Flysheet | Airbeam®

**AIRBEAM®**



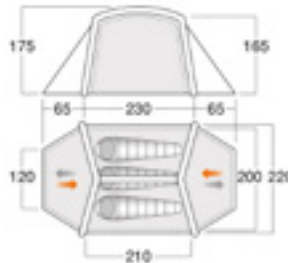
**Colour:** Deep Blue



**Colour:** Geo Pattern  
**Fabric:** Sentinel Eco



**Colour:** Orange  
**Fabric:** Sentinel Eco



**Pitch Time:** 15 minutes

**Dimensions:** 70 x 25 x 25cm

**Colour:** Deep Blue

**Weight:** 8kg

**EARTH COLLECTION**

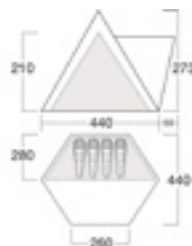
## Teepee Air 400

Protex® 70 Denier Flysheet | Airbeam®

**AIRBEAM®**



**Pitch Time:** 15 minutes



**Dimensions:** 80 x 40 x 40cm

**Colour:** Mineral Green

**Weight:** 12kg

# FAMILY POLED & AIRBEAM® TENTS

PAGES 16-25

---



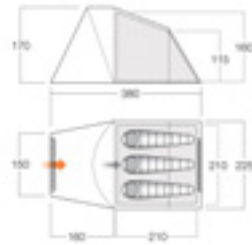


**Tiree 350**

Sentinel | Powerflex® Fibreglass Poles



🕒 **Pitch Time:** 10 minutes



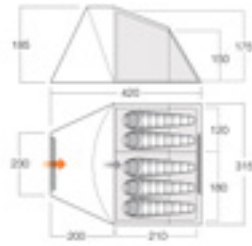
**Dimensions:** 63 x 25 x 25cm  
**Colour:** Mineral Green  
**Weight:** 8.5kg

**Tiree 500**

Sentinel | Powerflex® Fibreglass Poles



🕒 **Pitch Time:** 12 minutes



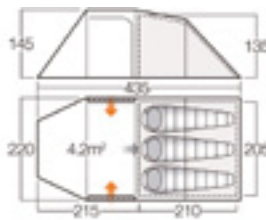
**Dimensions:** 75 x 25 x 25cm  
**Colour:** Mineral Green  
**Weight:** 12kg

**Beta 350XL**

Sentinel | Powerflex® Fibreglass Poles



🕒 **Pitch Time:** 15 minutes



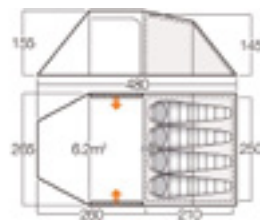
**Dimensions:** 65 x 23 x 23cm  
**Colour:** Mineral Green  
**Weight:** 7kg

**Beta 450XL**

Sentinel | Powerflex® Fibreglass Poles



🕒 **Pitch Time:** 15 minutes



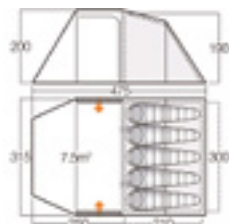
**Dimensions:** 65 x 24 x 24cm  
**Colour:** Mineral Green  
**Weight:** 8.5kg

**Beta 550XL**

Sentinel | Powerflex® Fibreglass Poles



🕒 **Pitch Time:** 15 minutes



**Dimensions:** 65 x 26 x 26cm  
**Colour:** Mineral Green  
**Weight:** 11kg

**Notes:**

---

---

---

---

---

---

---

---

---

---

---

---

---

---

---

---

---

---

---

---

---

---

---

---

---

---



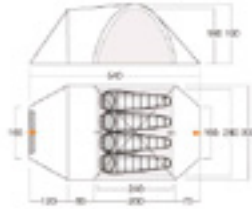


### Mokala TC 450

Sentinel TC | Powerflex® Fibreglass Poles



Pitch Time: 14 minutes



**Dimensions:** 67 x 36 x 33cm  
**Colour:** Cloud Grey  
**Weight:** 22kg

### Lismore TC 450

Sentinel TC | Powerflex® Fibreglass Poles



Pitch Time: 15 minutes



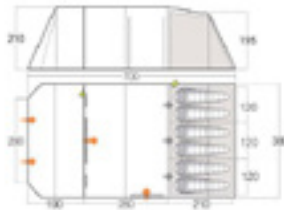
**Dimensions:** 72 x 40 x 38cm  
**Colour:** Cloud Grey  
**Weight:** 28kg

### Lismore TC 600XL

Sentinel TC | Powerflex® Fibreglass Poles



Pitch Time: 25 minutes



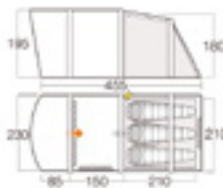
**Dimensions:** 72 x 40 x 40cm  
**Colour:** Cloud Grey  
**Weight:** 35.5kg

### Harris Air 350

Sentinel



Pitch Time: 10 minutes



**Dimensions:** 74 x 39 x 35cm  
**Colour:** Mineral Green  
**Weight:** 15.5kg

### Harris Air 500

Sentinel



Pitch Time: 12 minutes



**Dimensions:** 68 x 44 x 40cm  
**Colour:** Mineral Green  
**Weight:** 19kg

Notes:

---

---

---

---

---

---

---

---

---

---

---

---

---

---

---

---

---

---

---

---

---

---

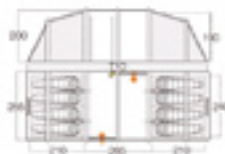
---

---

**Castlewood Air 800XL** Sentinel



**Pitch Time:** 14 minutes



**Dimensions:** 80 x 48 x 44cm  
**Colour:** Mineral Green  
**Weight:** 25.5kg

**Lismore Air 450** Sentinel



**Pitch Time:** 10 minutes

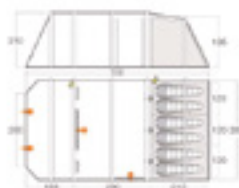


**Dimensions:** 80 x 44 x 42cm  
**Colour:** Mineral Green  
**Weight:** 22.5kg

**Lismore Air 600XL** Sentinel



**Pitch Time:** 12 minutes

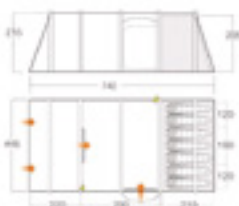


**Dimensions:** 80 x 51 x 46cm  
**Colour:** Mineral Green  
**Weight:** 29kg

**Lismore Air 700DLX** Sentinel



**Pitch Time:** 20 minutes



**Dimensions:** 98 x 68 x 50cm  
**Colour:** Mineral Green  
**Weight:** 38kg

**Notes:**

---

---

---

---

---

---

---

---

---

---

---

---

---

---

---

---

---

---

---

---

---

---

---

---

---

---



# Lismore Air 700DLX

The Lismore Air 700DLX is a 7-man inflatable AirBeam® tent ideal for longer family camping holidays. Includes an additional groundsheet protector, which will protect and extend the life of your groundsheet and tent.

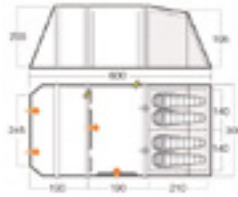


## Joro Air 450

Sentinel Eco Dura | Airbeam® S.I Pro



Pitch Time: 10 minutes



**Dimensions:** 80 x 42 x 42cm  
**Colour:** Moroccan Blue  
**Weight:** 24kg

## Joro Air 600XL

Sentinel Eco Dura | Airbeam® S.I Pro



Pitch Time: 12 minutes



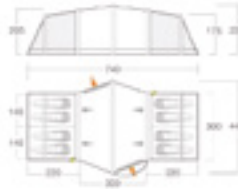
**Dimensions:** 75 x 56 x 46cm  
**Colour:** Moroccan Blue  
**Weight:** 31.5kg

## Vesta Air 850XL

Sentinel Eco Dura | Airbeam® S.I Pro



Pitch Time: 12 minutes



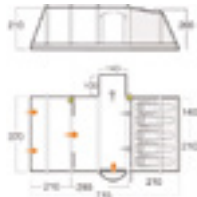
**Dimensions:** 75 x 56 x 47cm  
**Colour:** Moroccan Blue  
**Weight:** 34.5kg

## Rome Air 550XL

Sentinel Eco Dura | Airbeam® S.I Pro



Pitch Time: 12 minutes



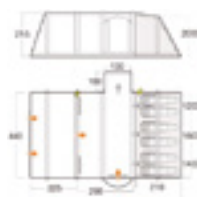
**Dimensions:** 78 x 53 x 48cm  
**Colour:** Moroccan Blue  
**Weight:** 35.5kg

## Rome Air 650XL

Sentinel Eco Dura | Airbeam® S.I Pro



Pitch Time: 12 minutes



**Dimensions:** 82 x 53 x 50cm  
**Colour:** Moroccan Blue  
**Weight:** 39kg

**Notes:**

---

---

---

---

---

---

---

---

---

---

---

---

---

---

---

---

---

---

---

---

---

---

---

---

---

---







## Anantara IV Air 450XL

The Anantara IV Air 450XL, 4-man inflatable AirBeam® tent is the epitome of luxury camping. The Anantara is part of our Elite collection that benefits from revolutionary features such as our AirBeam S.I Pro® Single Point Inflation System, designed to make pitching even easier. Benefiting from our Sentinel Elite Fabric which is highly waterproof with a 5,000mmHH rating, coupled with our ColourLok technology, its performance is exceptional.

# TENT ADDITIONS & ACCESSORIES

PAGES 26-33

---



**Folding Organiser**



**Pockets:** 3  
**Dimensions:** 36 x 3.5 x 31cm  
**Weight:** 0.88kg

**Storage Organiser**



**Pockets:** 9  
**Dimensions:** 40 x 48 x 2cm  
**Weight:** 1.4kg

**Sky Storage Basket**



**Pockets:** 1  
**Dimensions:** Ø12.5 x 15cm  
**Weight:** 0.2kg

**Sky Storage 5 Pocket Organiser**



**Pockets:** 5  
**Dimensions:** 90L x 40Hcm  
**Weight:** 0.4kg

**Sky Storage 8 Pocket Organiser**



**Pockets:** 8  
**Dimensions:** 48L x 85Hcm  
**Weight:** 0.5kg

**Sky Storage 9 Pocket Organiser**



**Pockets:** 9  
**Dimensions:** 40L x 200Hcm  
**Weight:** 0.8kg

**Sky Storage 10 Pocket Organiser**



**Pockets:** 10  
**Dimensions:** 120L x 60Hcm  
**Weight:** 0.48kg

**Sky Storage Accessory Hanger**



**Hooks:** 5  
**Dimensions:** 15 x 6 x 20cm  
**Weight:** 0.2kg

**Small Replacement Fastpack Bag**



**Dimensions:** Ø15 x 45cm  
**Colour:** Smoke  
**Weight:** 0.07kg

**Medium Replacement Fastpack Bag**



**Dimensions:** Ø19 x 50cm  
**Colour:** Smoke  
**Weight:** 0.09kg

**Large Replacement Fastpack Bag**



**Dimensions:** Ø25 x 60cm  
**Colour:** Smoke  
**Weight:** 0.12kg

**Notes:**

---



---



---



---



---



---

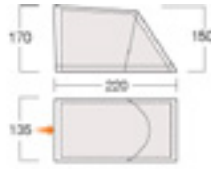


---



---

**TA009 • Studio Small** • Compatible with: Anantara IV Air 450XL | Anantara IV Air 650XL | Anantara IV Air TC 450XL & Anantara IV Air TC 650XL



**Dimensions:** 59 x 20 x 19cm  
**Colour:** Cloud Grey  
**Weight:** 5.4kg

**TA010 • Studio Large** • Compatible with: Anantara IV Air 450XL | Anantara IV Air 650XL | Anantara IV Air TC 450XL & Anantara IV Air TC 650XL



**Dimensions:** 59 x 28 x 28cm  
**Colour:** Cloud Grey  
**Weight:** 10.3kg

## Universal Inner

The Universal Inner allows you to easily add an additional bedroom to your tent. Easily attached using our unique SkyTrack® II System, it's suitable for either storage or extra sleeping space.

**Dimensions:** 44 x 13 x 12cm  
**Colour:** Midnight  
**Weight:** 1.65kg



## Family Shelter

Designed to fit over the front of any Vango family poled or airBeam® tent and offering great flexibility of use, with multiple eyelets and one king pole, the Vango family shelter provides additional covered space, ideal for cooking, dining or socialising.

**Dimensions:** 82 x 60 x 54cm  
**Colour:** Cloud Grey  
**Weight:** 52.5kg



## TA003 • Side Awning

The Sentinel Side Awning allows you to add space for socialising or storing kit to a compatible Sentinel tent. Made with Sentinel fabric and PowerFlex® fibreglass poles. Compatible with Lismore 450 & 700DLX & Air 450, 600XL & 700DLX | Castlewood 400, 800XL & Air 800XL.

**Dimensions:** 66 x 19 x 19cm  
**Colour:** Mineral Green  
**Weight:** 5.85kg



**Notes:**

---

---

---

---

---

---

---

---

---

---

---

---

---

---

---

---

---

---

---

---

---

---

---

---

---



## TA007 • Side Awning

Compatible with all Sentinel Eco tents and allows you to add space for socialising or storing kit. The awning is fully enclosed with large panoramic windows, maximising light. Designed to fit neatly to the tent and easy to pitch this awning includes a groundsheet to provide a barrier between you and the ground underfoot.

**Dimensions:** 70 x 30 x 28cm  
**Colour:** Moroccan Blue  
**Weight:** 8.2kg



## TA002 • Side Air Awning

The Elite Air Side Awning in Sentinel Exclusive fabric is compatible with Vango Elite tents. The side awning provides the perfect space for storing kit or socialising. Includes a groundsheet to provide a barrier between you and the ground underfoot.

**Dimensions:** 70 x 34 x 29cm  
**Colour:** Cloud Grey  
**Weight:** 9.5kg



## TA108 • Zipped Sun Canopy

Anantara & Ventanas 650XL

Expand your living space into the outdoors with a Sentinel Elite Zipped Sun Canopy. Simple and hassle-free to pitch and erect, this canopy easily zips onto the outside of your tent, providing a sturdy shelter in almost all weathers.

**Dimensions:** 62 x 32 x 32cm  
**Colour:** Cloud Grey  
**Weight:** 3.35kg



## TA105 • Zipped Front Extension

Anantara & Ventanas 650XL

Designed for our Elite AirBeam® collection to provide additional living space, making any camping trip more relaxing and comfortable. The extension fully zips to the tent eliminating any gaps and also features an additional front zip so you can extend with another Vango Extension, Awning or Canopy.

**Dimensions:** 70 x 24 x 21cm  
**Colour:** Cloud Grey  
**Weight:** 6.75kg



## TA101 • Zipped Front Awning

Tahiti, Anantara & Ventanas

## TA103 • Zipped Front Awning

Anantara TC 650XL

Designed to fit neatly to your tent providing the perfect space for storing kit or socialising.

**TA101**  
**Dimensions:** 70 x 29 x 27cm  
**Colour:** Cloud Grey  
**Weight:** 9.7kg

**TA103**  
**Dimensions:** 64 x 33 x 32cm  
**Colour:** Cloud Grey  
**Weight:** 13.2kg



TA101



TA103

Notes:

---

---

---

---

---

---

---

---

---

---

---

---

---

---

---

---

---

---

---

---

---

---

---

---

---

---

**GP120** · Anantara 650XL  
100% PE



**Colour:** Black  
**Weight:** 4.8kg

**GP123** · Harris 500, Cumbria 500  
& Avington II 500 | 100% PE



**Colour:** Black  
**Weight:** 2kg

**GP161** · Harris 350  
100% PE



**Colour:** Pebble  
**Weight:** 2kg

**GP133** · Tahiti 850XL  
100% PE



**Colour:** Black  
**Weight:** 4.8kg

**GP150** · Mokala 450  
100% PE



**Colour:** Black  
**Weight:** 1.95kg

**GP153** · Anantara 450  
100% PE



**Colour:** Black  
**Weight:** 3.5kg

**GP504** · Nevis, Apex Compact  
& Cairngorm 100 | 100% PE



**Colour:** Smoke  
**Weight:** 0.22kg

**GP505** · Nevis, Apex Compact &  
Cairngorm 200 | 100% PE



**Colour:** Smoke  
**Weight:** 0.26kg

**GP506** · Nevis, Apex Compact &  
Cairngorm 300 | 100% PE



**Colour:** Smoke  
**Weight:** 0.36kg

**GP530** · Scafell 200  
100% PE



**Colour:** Smoke

**GP531** · Scafell 300  
100% PE



**Colour:** Smoke

**GP528** · Xenon UL 2\*  
100% PE



**Colour:** Smoke

**GP529** · Scafell 300\* | 100% PE



**Colour:** Smoke

**GP520** · Helvellyn 200 | 100% PE



**Colour:** Smoke

**GP521** · Helvellyn 300 | 100% PE



**Colour:** Smoke

**GP519** · Halo 300 | 100% PE



**Colour:** Smoke

**GP526** · Omega 250  
100% PE



**Colour:** Smoke  
**Weight:** 0.5kg

**GP527** · Omega 350  
100% PE



**Colour:** Smoke  
**Weight:** 0.65kg

**GP517** · Galaxy 300  
100% PE



**Colour:** Smoke  
**Weight:** 0.65kg

**GP509** · F10 Helium UL 1  
100% PE



**Colour:** Smoke



**GP510** · F10 Helium UL 2  
100% PE



Colour: Smoke



**GP515** · F10 Xenon UL2  
100% PE



Colour: Smoke



**GP511** · F10 Project Hydrogen  
100% PE



Colour: Smoke



**CP001** · 130 x 240cm  
Sentinel | Universal Carpet



Colour: Willow  
Weight: 1kg

**CP002** · 130 x 300cm  
Sentinel | Universal Carpet



Colour: Willow  
Weight: 1.12kg

**CP003** · 140 x 320cm  
Sentinel | Universal Carpet



Colour: Willow  
Weight: 1.32kg

**CP004** · 170 x 310cm  
Sentinel | Universal Carpet



Colour: Willow  
Weight: 1.32kg

**CP004** · 170 x 310cm  
Sentinel | Universal Carpet



Colour: Mineral Hex  
Weight: 1.32kg

**CP005** · 230 x 210cm  
Sentinel | Universal Carpet



Colour: Willow  
Weight: 1.26kg

**CP007** · 240 x 300cm  
Sentinel | Universal Carpet



Colour: Willow  
Weight: 1.82kg

**CP007** · 240 x 300cm  
Sentinel | Universal Carpet



Colour: Mineral Hex  
Weight: 1.82kg

**CP008** · 260 x 360cm  
Sentinel | Universal Carpet



Colour: Willow  
Weight: 2.44kg

**CP009** · 270 x 430cm  
Sentinel | Universal Carpet



Colour: Willow  
Weight: 3.42kg

**CP009** · 270 x 430cm  
Sentinel | Universal Carpet



Colour: Mineral Hex  
Weight: 3.42kg

**CP010** · 180 x 280cm  
Sentinel | Universal Carpet



Colour: Willow

**CP010** · 180 x 280cm  
Sentinel | Universal Carpet



Colour: Mineral Hex

**CP110** · Tahiti 850XL & Anantara 650XL | Insulated Fitted Carpet



Colour: Willow  
Weight: 3.5kg

**CP012** · 140 x 220cm  
Sentinel | Universal Carpet



Colour: Mineral Hex  
Weight: 1kg

**CP013** · 190 x 250cm  
Sentinel | Universal Carpet



Colour: Mineral Hex  
Weight: 1kg

**CP109** · Rome 650XL & Ventanas 650XL | Insulated Fitted Carpet



Colour: Willow  
Weight: 3.16kg

**CP128** · Vesta 850XL | Sentinel Eco Dura | Insulated Fitted Carpet



**Colour:** Willow

**CP129** · Anantara 450 | Sentinel Elite | Insulated Fitted Carpet



**Colour:** Willow  
**Weight:** 1.53kg

**CP130** · Joro 450 | Sentinel Eco Dura | Insulated Fitted Carpet



**Colour:** Willow  
**Weight:** 1.53kg

**CP131** · Joro 600XL | Sentinel Eco Dura | Insulated Fitted Carpet



**Colour:** Willow  
**Weight:** 1.53kg

**GP524** · Apex Geo 200 | 100% PE



**Colour:** Smoke  
**Weight:** 0.33kg

**GP525** · Apex Geo 300 | 100% PE



**Colour:** Smoke  
**Weight:** 0.43kg

**GP540** · Cosmos 300 | 100% PE



**Colour:** Smoke

**GP544** · F10 MTN 2 | 100% PE



**Colour:** Smoke



**GP541** · F10 Radon UL1 | 100% PE



**Colour:** Smoke



**GP542** · F10 Radon UL2 | 100% PE



**Colour:** Smoke



**GP543** · F10 Nexus UL2 | 100% PE



**Colour:** Smoke



**GP109** · Stargrove 450 & Joro 450 | 100% PE



**Colour:** Black  
**Weight:** 2.35kg

**GP108** · Longleat II 800XL | 100% PE



**Colour:** Black  
**Weight:** 2.2kg

**GP110** · Oakmere, Stargrove & Joro 600XL | 100% PE



**Colour:** Black  
**Weight:** 3.2kg

**Notes:**

---



---



---



---



---



---



## Adventure Tarp

Perfectly fits with a selection of our adventure tents with its versatility and easy attachment to the front of a tent, combined with walking poles or king poles. Made from Protex® 70D, the adventure tarp can also be used as a lightweight, stand alone shelter.

**Dimensions:** 61 x 7 x 10cm  
**Colour:** Wild Dove  
**Weight:** 1.32kg



**Pitch Time:** 3 minutes

Notes:

## Family Windbreak

Made from Sentinel Active fabric and featuring robust PowerPlus Steel poles, the Family Windbreak is the perfect addition to your camping essentials and is ideal for use at the beach or beside your tent.

**Dimensions:** 52 x 10 x 10cm  
**Colour:** Cloud Grey & Black  
**Weight:** 2.5kg



**Pitch Time:** 5 minutes

## Family Windbreak

Made from Sentinel Active fabric and featuring robust PowerPlus Steel poles, the Family Windbreak is the perfect addition to your camping essentials and is ideal for use at the beach or beside your tent.

**Dimensions:** 52 x 10 x 10cm  
**Colour:** Moroccan Blue  
**Weight:** 2.5kg



**Pitch Time:** 5 minutes

## Family TC Windbreak

Made from Sentinel Elite fabric and featuring robust PowerPlus Steel poles, the Family Windbreak is the perfect addition to your camping essentials and is ideal for use at the beach or beside your tent.

**Dimensions:** 52 x 15 x 15cm  
**Colour:** Cloud Grey  
**Weight:** 3.7kg



**Pitch Time:** 8 minutes

---

---

---

---

---

---

---

---

---

---

---

---

---

---

---

---

---

---

---

---

---

---

---

---

---

---

---

---

---

---

# DRIVE AWAY AWNINGS

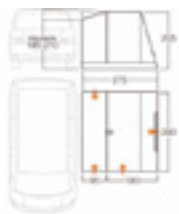
PAGES 34-39

---



Faros II Low

Sentinel Active



Dimensions: 75 x 26 x 26cm

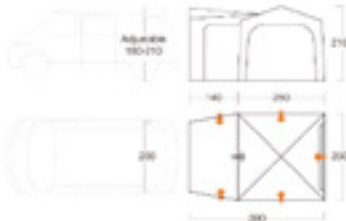
Colour: Smoke

Weight: 10.4kg

Pitch Time: 8 minutes

Tailgate Hub Low

Sentinel Active



Dimensions: 75 x 28 x 28cm

Colour: Smoke

Weight: 11.2kg

Pitch Time: 8 minutes

Cove II Low

Sentinel Active



Dimensions: 75 x 30 x 30cm

Colour: Smoke

Weight: 13kg

Pitch Time: 10 minutes

Galli Low

Sentinel Active



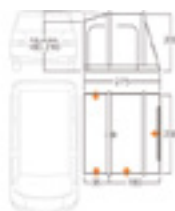
Dimensions: 73 x 32 x 32cm

Colour: Smoke

Weight: 17.2kg

Pitch Time: 12 minutes

Faros III Air Low Sentinel Active 150D



Dimensions: 75 x 35 x 35cm

Colour: Cloud Grey

Weight: 13.9kg

Pitch Time: 8 minutes

Notes:

Multiple horizontal lines for taking notes.





**Kela Pro Air Low** Sentinel Eco Pro



**Pitch Time:** 8 minutes



**Dimensions:** 90 x 34 x 32cm  
**Colour:** Shadow Grey  
**Weight:** 19kg

**Kela Pro Air Mid** Sentinel Eco Pro



**Pitch Time:** 8 minutes



**Dimensions:** 90 x 34 x 32cm  
**Colour:** Shadow Grey  
**Weight:** 19.6kg

**Kela Pro Air Tall** Sentinel Eco Pro



**Pitch Time:** 8 minutes

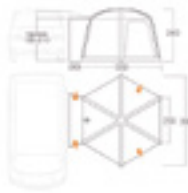


**Dimensions:** 90 x 34 x 33cm  
**Colour:** Shadow Grey  
**Weight:** 19.9kg

**HexAway Pro Air Low** Sentinel Eco Pro



**Pitch Time:** 10 minutes

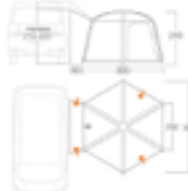


**Dimensions:** 90 x 37 x 36cm  
**Colour:** Shadow Grey  
**Weight:** 21.3kg

**HexAway Pro Air Mid** Sentinel Eco Pro



**Pitch Time:** 10 minutes



**Dimensions:** 90 x 37 x 36cm  
**Colour:** Shadow Grey  
**Weight:** 21.3kg

Notes:

Series of horizontal lines for taking notes.



# CARAVAN AWNINGS

PAGES 40-43

---







**Balletto Air 330** Elements ProShield 



 Pitch Time: 15 minutes

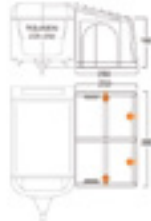


**Dimensions:** 93 x 43 x 40cm  
**Colour:** Shadow Grey  
**Weight:** 27.95kg

**Balletto Air 390** Elements ProShield 



 Pitch Time: 15 minutes



**Dimensions:** 93 x 40 x 46cm  
**Colour:** Shadow Grey  
**Weight:** 30kg

**Riviera Air 330** Elements ProShield 



 Pitch Time: 15 minutes




**Dimensions:** 93 x 40 x 46cm  
**Colour:** Shadow Grey  
**Weight:** 30.35kg

**Riviera Air 390** Elements ProShield 



 Pitch Time: 15 minutes

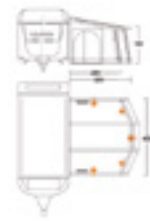


**Dimensions:** 93 x 40 x 48cm  
**Colour:** Shadow Grey  
**Weight:** 32.4kg

**Tuscany Air 400** Elements ProShield 



 Pitch Time: 18 minutes



**Dimensions:** 93 x 40 x 48cm  
**Colour:** Shadow Grey  
**Weight:** 37kg

Notes:

---

---

---

---

---

---

---

---

---

---

---

---

---

---

---

---

---

---

---

---

---

---

---

---

---

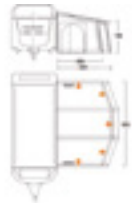
---



Tuscany Air 500 Elements ProShield



Notes:



 Pitch Time: 18 minutes

**Dimensions:** 93 x 42 x 48cm  
**Colour:** Shadow Grey  
**Weight:** 39.95kg

---

---

---

---

---

---

---

---

---

---

Riviera Air 390 Elements TC



 Pitch Time: 15 minutes

**Dimensions:** 93 x 42 x 50cm  
**Colour:** Denim Drift  
**Weight:** 42.55kg

# AWNING ACCESSORIES

PAGES 44-51

---



### 3M Poled Sun Canopy

For Caravan & Motorhomes | Fixed Awnings



Pitch Time: 5 minutes



**Dimensions:** 68 x 13 x 13cm  
**Colour:** Grey Violet  
**Weight:** 3.4kg

### 2.5M AirBeam® Sky Canopy

For Caravan & Motorhomes | Fixed Awnings



Pitch Time: 4 minutes



**Dimensions:** 70 x 25 x 20cm  
**Colour:** Grey Violet  
**Weight:** 5.5kg

### 3.5M AirBeam® Sky Canopy

For Caravan & Motorhomes | Fixed Awnings



Pitch Time: 4 minutes



**Dimensions:** 70 x 25 x 20cm  
**Colour:** Grey Violet  
**Weight:** 5.9kg

### AirBeam® Sky Canopy Side Walls

For Caravan & Motorhomes | Fixed Awnings



Pitch Time: 4 minutes

Create a cosy enclosed living area with the AirBeam® Sky Canopy side walls. Easy to attach, simply slide the SkyTrack clip onto the side of the Sky Canopy using Vango's SkyTrack II® System. Ideal for any campsite, adjust the height of the sides easily for your campervan, motorhome or caravan.

**Dimensions:** 55 x 15 x 15cm  
**Colour:** Grey Violet  
**Weight:** 3.5kg

**Notes:**

---

---

---

---

---

---

---

---

---

---

---

---

---

---

---

---

---

---

---

---

---

---

---

---

---

---

---

---

---

---

**3.5m Storm Straps**  
Spare Attachment



**Dimensions:** 25 x 15 x 3cm  
**Weight:** 0.6kg

**3.5m Storm Straps for 2021 Onwards (2.5cm)**



**Dimensions:** 25 x 15 x 3cm  
**Weight:** 0.18kg

**8M Spare Straps**  
Drive Away Awning Attachment



**Dimensions:** 25 x 15 x 1.5cm  
**Weight:** 0.4kg

**250cm Pole & Clamp**  
Drive Away Awning Attachment



**Dimensions:** 60 x 10 x 3cm  
**Weight:** 1.5kg

**Drive Away Kit for 4 & 6mm Rails 3m Set**



**Dimensions:** 105 x 5 x 10cm  
**Weight:** 1.10kg

**Drive Away Kit for 4 & 6mm Rails 4m Set**



**Dimensions:** 79 x 5 x 5cm  
**Weight:** 1.35kg

**Drive Away Kit for 6 & 6mm Rails 3m Set**



**Dimensions:** 79 x 5 x 5cm  
**Weight:** 1.23kg

**Drive Away Kit for 6 & 6mm Rails 4m Set**



**Dimensions:** 79 x 5 x 5cm  
**Weight:** 1.40kg

**Awning Rail Stoppers**



**Weight:** 0.025kg

**Notes:**

---

---

---

---

---

---

---

---

---

---



**Hex Sun Canopy**

**Dimensions:** 70 x 13 x 13cm  
**Colour:** Cloud Grey  
**Weight:** 2.65kg  
**Fabric:** Sentinel Eco

**Pitch Time:** 4 minutes



**Hex Privacy Curtain**

**Dimensions:** 50 x 8 x 8cm  
**Colour:** Midnight  
**Weight:** 0.5kg

### Caravan Awning Front Canopy

Compatible with Balletto Air Awnings



**Pitch Time:** 5 minutes



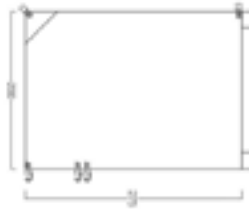
**Dimensions:** 69 x 12 x 16cm  
**Colour:** Grey Violet  
**Weight:** 3.4kg

### Caravan Awning Side Canopy

Compatible with Balletto, Tuscany & Riviera Air Awnings



**Pitch Time:** 5 minutes



**Dimensions:** 69 x 11 x 9cm  
**Colour:** Cloud Grey  
**Weight:** 2.3kg

### Riviera Tall Annex

Elements All Season | Caravan



**Pitch Time:** 5 minutes



**Dimensions:** 65 x 33 x 29cm  
**Colour:** Denim Drift  
**Weight:** 11.6kg

### Tall Annex Balletto, Riviera & Tuscany

Elements ProShield | Caravan



**Pitch Time:** 5 minutes



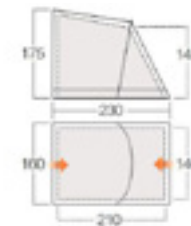
**Colour:** Shadow Grey  
**Dimensions:** 63 x 28 x 24cm  
**Weight:** 9.75kg

### Balletto Tall Annex

Elements Shield | Caravan



**Pitch Time:** 5 minutes



**Dimensions:** 58 x 22 x 22cm  
**Colour:** Grey Violet  
**Weight:** 7.2kg

**Notes:**

---

---

---

---

---

---

---

---

---

---

---

---

---

---

---

---

---

---

---

---

---

---

---

**CP100** · Galli & Galli TC  
Insulated Fitted Carpet



**Colour:** Willow  
**Weight:** 3.37kg

**CP101** · Hexaway  
Insulated Fitted Carpet



**Colour:** Willow  
**Weight:** 2.554kg

**CP102** · Kela & Kela TC  
Insulated Fitted Carpet



**Colour:** Willow  
**Weight:** 1.99kg

**CP215** · Balletto 200  
Breathable Fitted Carpet



**Colour:** Grey  
**Weight:** 2.18kg

**CP222** · Balletto 330  
Breathable Fitted Carpet



**Colour:** Grey  
**Weight:** 3.33kg

**CP223** · Balletto 390  
Breathable Fitted Carpet



**Colour:** Grey  
**Weight:** 3.67kg

**CP224** · Riviera 330  
Breathable Fitted Carpet



**Colour:** Grey  
**Weight:** 3.42kg

**CP225** · Riviera 390  
Breathable Fitted Carpet



**Colour:** Grey  
**Weight:** 4kg

**CP227** · Tuscany 400  
Breathable Fitted Carpet



**Colour:** Grey  
**Weight:** 4.8kg

**CP228** · Tuscany 500  
Breathable Fitted Carpet



**Colour:** Grey  
**Weight:** 6kg

**CP229** · Balletto 260  
Breathable Fitted Carpet



**Colour:** Grey  
**Weight:** 2.44kg

**GP001** · Noosa, Cove & Galli  
Compact | Groundsheet Protector



**Colour:** Black  
**Weight:** 1.7kg

**GP002** · Faros & Palm  
Groundsheet Protector



**Colour:** Black  
**Weight:** 1.1kg

**GP003** · Galli, Rhone, Galli TC  
& Vacation | Groundsheet Protector



**Colour:** Black  
**Weight:** 2.75kg

**GP004** · Airhub Hexaway II  
Groundsheet Protector



**Colour:** Black  
**Weight:** 1.7kg

**GP005** · Kela, Idris, Jura & Kela  
TC | Groundsheet Protector



**Colour:** Black  
**Weight:** 1.6kg

**GP010** · Tailgate  
Groundsheet Protector



**Colour:** Black  
**Weight:** 1.1kg

**GP015** · Versos  
Groundsheet Protector



**Colour:** Black

**GP016** · Galli Pro & Galli CC  
Groundsheet Protector



**Colour:** Black



**BR001 • Bedroom**

Drive Away Awning | Bedroom



**Dimensions:** 28 x 28x 14cm  
**Colour:** Midnight  
**Weight:** 1.71kg

**BR002 • Bedroom**

Caravan Awning | Bedroom



**Dimensions:** 48 x 14x 13cm  
**Colour:** Midnight  
**Weight:** 2kg

**BR005 • Inner Bedroom**

Galli



**Dimensions:** 47 x 15x 13cm  
**Colour:** Midnight  
**Weight:** 2.33kg

**BR003 • Bedroom**

Free-Standing



**Dimensions:** 65 x 11x 11cm  
**Colour:** Midnight  
**Weight:** 2.85kg

**BR004 • Bedroom**


Sports Awning



**Dimensions:** 28 x 28x 14cm  
**Colour:** Midnight  
**Weight:** 1.6kg

**SY001 • Skyliner**


Galli III, Rhone & Galli TC



**Dimensions:** 33 x 6 x 6cm  
**Colour:** Grey  
**Weight:** 0.4kg

**SY002 • Skyliner**

Kela V, Jura & Kela TC



**Dimensions:** 33 x 4 x 3cm  
**Colour:** Grey  
**Weight:** 0.25kg

**MD100 • Universal Door**

Mesh Side Door



**Dimensions:** 35 x 11 x 10cm  
**Colour:** Black  
**Weight:** 0.7kg

**MD201 • Balletto 260**

Mesh Front Door



**Dimensions:** 38 x 9 x 8cm  
**Colour:** Black  
**Weight:** 0.9kg

**MD202 • Balletto 330**

Mesh Front Door



**Dimensions:** 38 x 11 x 10cm  
**Colour:** Black  
**Weight:** 1.1kg

**MD203 • Balletto 390**

Mesh Front Door



**Dimensions:** 38 x 12 x 12cm  
**Colour:** Black  
**Weight:** 1.3kg

**MD204 • Riviera 330**

Mesh Front Door



**Dimensions:** 38 x 11 x 11cm  
**Colour:** Black  
**Weight:** 1.15kg

**MD205 • Riviera 390**

Mesh Front Door



**Dimensions:** 38 x 13 x 12cm  
**Colour:** Black  
**Weight:** 1.35kg

**MD206 • Tuscany 400**

Mesh Front Door



**Dimensions:** 38 x 12 x 12cm  
**Colour:** Black  
**Weight:** 1.3kg

**MD207 • Tuscany 500**

Mesh Front Door




**Dimensions:** 38 x 14 x 13cm  
**Colour:** Black  
**Weight:** 1.65kg

**Sky Hook Pack of 10**



**Weight:** 0.5kg

# Windbreaks



## Windbreak

**Dimensions:** 126 x 11 x 11cm  
**Colour:** Shadow Grey  
**Weight:** 10.2kg  
**Fabric:** Elements ProShield

**Pitch Time:** 12 Minutes



## Windbreak Gate

**Dimensions:** 96 x 15 x 5cm  
**Colour:** Shadow Grey  
**Weight:** 2.5kg  
**Fabric:** Elements ProShield

**Pitch Time:** 4 Minutes

# AIRBEAM®



## AirBeam® Modular Windbreak

**Dimensions:** 82 x 24 x 24cm  
**Colour:** Shadow Grey  
**Weight:** 6.7kg  
**Fabric:** Exclusive

**Pitch Time:** 3 Minutes



## AirBeam® Modular Windbreak Additional Section

**Dimensions:** 82 x 14 x 14cm  
**Colour:** Shadow Grey  
**Weight:** 2.4kg  
**Fabric:** Exclusive


**Pitch Time:** 3 Minutes



## AirBeam® Modular Windbreak Gate

**Dimensions:** 82 x 12 x 12cm  
**Colour:** Shadow Grey  
**Weight:** 1.9kg  
**Fabric:** Exclusive

**Pitch Time:** 3 Minutes



## AirBeam® 3 Panel Windbreak

**Dimensions:** 75 x 25 x 25cm  
**Colour:** Shadow Grey  
**Weight:** 7.7kg  
**Fabric:** Elements ProShield

**Pitch Time:** 3 Minutes



## AirBeam® 5 Panel Windbreak

**Dimensions:** 75 x 28 x 28cm  
**Colour:** Shadow Grey  
**Weight:** 9.9kg  
**Fabric:** Elements ProShield

**Pitch Time:** 3 Minutes

## 22cm x 12 Peg Ext.

Bolt Plastic Peg Set



**Dimensions:** 25 x 22 x 4cm  
**Colour:** Yellow  
**Weight:** 0.022kg

## 23cm x 20 Peg Ext.

Anchor Steel Peg Set



**Dimensions:** 25 x 22 x 4cm  
**Colour:** Silver  
**Weight:** 0.077kg

## 20.5/6.5 x 20 Peg Ext.

Groundbreaker Glow Peg Set



**Dimensions:** 25 x 22 x 4cm  
**Colour:** Multicoloured  
**Weight:** 0.058kg

## Groundsheet Peg

Steel Peg



**Colour:** Silver  
**Weight:** 0.026kg

**18cm x 4mm Peg**

Steel Pin Peg



**Colour:** Silver  
**Weight:** 0.019kg

**Standard V Peg**

Steel V Peg



**Colour:** Silver  
**Weight:** 0.026kg

**Long V Peg**

Steel V Peg



**Colour:** Silver  
**Weight:** 0.036kg

**18cm x 6mm Peg**

Alloy Pin Peg



**Dimensions:** 22 x 18 x 9cm  
**Colour:** Silver  
**Weight:** 0.014kg

**19cm x 7mm Peg**

Alloy Pin Peg



**Dimensions:** 22 x 21 x 11cm  
**Colour:** Silver  
**Weight:** 0.021kg

**130cm King Poles**

Fibreglass King Poles



**Dimensions:** 55 x 11 x 3cm  
**Colour:** Black  
**Weight:** 0.65kg

**180-220cm King Poles**

Adjustable Steel King Poles



**Dimensions:** 72 x 11 x 5cm  
**Colour:** Black  
**Weight:** 0.83kg

**7.9mm Fibreglass Pole**

Fibreglass Pole Set



**Dimensions:** 73 x 11 x 2cm  
**Colour:** Black  
**Weight:** 0.34kg

**8.5mm Fibreglass Pole**

Fibreglass Pole Set



**Dimensions:** 73 x 11 x 2cm  
**Colour:** Black  
**Weight:** 0.35kg

**9.5mm Fibreglass Pole**

Fibreglass Pole Set



**Dimensions:** 73 x 11 x 2cm  
**Colour:** Black  
**Weight:** 0.52kg

**11mm Fibreglass Pole**

Fibreglass Pole Set



**Dimensions:** 73 x 11 x 2cm  
**Colour:** Black  
**Weight:** 0.675kg

**12.7mm Fibreglass Pole**

Fibreglass Pole Set



**Dimensions:** 73 x 1 x 2cm  
**Colour:** Black  
**Weight:** 0.75kg

**8.5mm Alloy Pole Set**

Alloy Pole Set



**Dimensions:** 53 x 2 x 11cm  
**Colour:** Silver  
**Weight:** 0.16kg

**9.5mm Alloy Pole Set**

Alloy Pole Set



**Dimensions:** 53 x 2 x 11cm  
**Colour:** Silver  
**Weight:** 0.18kg

**1lb Strike Hammer**

Filled with Sand



**Colour:** Black  
**Weight:** 0.50kg

**2lb Super Strike Hammer**

Filled with Sand



**Colour:** Black  
**Weight:** 0.90kg

**200 x 200cm Groundsheet**

100% Polyethylene



**Dimensions:** 38 x 5.50 x 7.50cm  
**Colour:** Smoke  
**Weight:** 0.55kg

**2.5mm x 100m Shockcord Roll**



**Colour:** Black  
**Weight:** 0.48kg

**5mm x 50m Shockcord Roll**



**Colour:** Black  
**Weight:** 2.15kg

# SLEEPING BAGS, ACCESSORIES & MATS

PAGES 52-59

---



### Ember Single

2 Season



16°C 12°C 2°C

**Dimensions:** Ø21x 37cm  
**Colour:** Black  
**Weight:** 1.25kg  
**Fabric:** Polair® Shell

### Ember Single

2 Season



16°C 12°C 2°C

**Dimensions:** Ø21x 37cm  
**Colour:** Mineral Green  
**Weight:** 1.25kg  
**Fabric:** Polair® Shell

### Ember Double

2 Season



6°C 1°C -13°C

**Dimensions:** Ø32x 53cm  
**Colour:** Mineral Green  
**Weight:** 2.5kg  
**Fabric:** Polair® Shell

### Kanto Single

2 Season



10°C 7°C -7°C

**Dimensions:** Ø24x 42cm  
**Colour:** Black  
**Weight:** 1.6kg  
**Fabric:** Brushed Polair® Snug Shell

### Kanto Single

2 Season



10°C 7°C -7°C

**Dimensions:** Ø24x 42cm  
**Colour:** Arctic Dusk  
**Weight:** 1.6kg  
**Fabric:** Brushed Polair® Snug Shell

### Kanto Single

2 Season



10°C 7°C -7°C

**Dimensions:** Ø24x 42cm  
**Colour:** Mineral Green  
**Weight:** 1.6kg  
**Fabric:** Brushed Polair® Snug Shell

### Kanto Junior

2 Season



8°C 20°C USAGE MINIMUM  
 20°C USAGE MAXIMUM

**Dimensions:** Ø21x 36cm  
**Colour:** Atlantic Blue  
**Weight:** 1.1kg  
**Fabric:** Brushed Polair® Snug Shell

### Kanto Junior

2 Season



8°C 20°C USAGE MINIMUM  
 20°C USAGE MAXIMUM

**Dimensions:** Ø21x 36cm  
**Colour:** Byzantium  
**Weight:** 1.1kg  
**Fabric:** Brushed Polair® Snug Shell

### Kanto XL Quad

2 Season



9°C 4°C -10°C

**Dimensions:** Ø24x 42cm  
**Colour:** Black  
**Weight:** 2.3kg  
**Fabric:** Polair® Snug Shell

### Kanto Single Quad

2 Season



9°C 4°C -10°C

**Dimensions:** Ø24x 41cm  
**Colour:** Mineral Green  
**Weight:** 1.8kg  
**Fabric:** Polair® Snug Shell

### Kanto Single Quad

2 Season



9°C 4°C -10°C

**Dimensions:** Ø24x 41cm  
**Colour:** Arctic Dusk  
**Weight:** 1.8kg  
**Fabric:** Polair® Snug Shell

### Kanto 250

2-3 Season



5°C 0°C -15°C

**Dimensions:** Ø22x 41cm  
**Colour:** Arctic Dusk  
**Weight:** 1.8kg  
**Fabric:** Polair® Snug Shell

### Kanto 250

2-3 Season



5°C 0°C -15°C

**Dimensions:** Ø22x 41cm  
**Colour:** Ink Blue  
**Weight:** 1.8kg  
**Fabric:** Polair® Snug Shell

### Kanto Double Quad

2 Season



10°C 7°C -7°C

**Dimensions:** Ø29x 54cm  
**Colour:** Mineral Green  
**Weight:** 3.6kg  
**Fabric:** Polair® Snug Shell

### Evolve Superwarm Single

3 Season



7°C 2°C -12°C

**Dimensions:** Ø23x 41cm  
**Colour:** Moroccan Blue  
**Weight:** 1.5kg  
**Fabric:** Brushed EcoStem Shell

### Evolve Superwarm Double

3 Season



7°C 2°C -12°C

**Dimensions:** Ø31x 54cm  
**Colour:** Moroccan Blue  
**Weight:** 3.2kg  
**Fabric:** Brushed EcoStem Shell



### Eden Single

2 Season



11°C 7°C -6°C

**Dimensions:** Ø26x 45cm  
**Colour:** Herringbone Grey  
**Weight:** 1.8kg  
**Fabric:** Polair® SuperSoft Shell

### Eden Single

2 Season



11°C 7°C -6°C

**Dimensions:** Ø26x 45cm  
**Colour:** Moroccan Blue  
**Weight:** 1.8kg  
**Fabric:** Polair® SuperSoft Shell

### Serenity Superwarm Single

3 Season



2°C -3°C 20°C

**Dimensions:** Ø18x 42cm  
**Colour:** Shadow Grey  
**Weight:** 2.2kg  
**Fabric:** Polair® SuperSoft Shell

### Serenity Superwarm Double

3 Season



2°C -3°C 20°C

**Dimensions:** Ø25 x 55cm  
**Colour:** Shadow Grey  
**Weight:** 4.25kg  
**Fabric:** Polair® SuperSoft Shell

### Shangri-La Light Single

1-2 Season




16°C 12°C 2°C

**Dimensions:** Ø20x 43cm  
**Colour:** Abyss  
**Weight:** 2kg  
**Fabric:** Organic Polycotton Shell

### Shangri-La Light Double

1-2 Season




16°C 12°C 2°C

**Dimensions:** Ø26 x 46cm  
**Colour:** Abyss  
**Weight:** 3.59kg  
**Fabric:** Organic Polycotton Shell

### Shangri-La Luxe XL

3 Season




6°C 1°C -13°C

**Dimensions:** Ø20 x 48cm  
**Colour:** Shadow Grey  
**Weight:** 3.14kg  
**Fabric:** Organic Polycotton Shell

### Shangri-La Luxe Kingsize

3 Season



6°C 1°C -13°C

**Dimensions:** Ø20 x 46cm  
**Colour:** Shadow Grey  
**Weight:** 5kg  
**Fabric:** Organic Polycotton Shell

### Aurora Grande

3 Season



2°C -3°C -20°C

**Dimensions:** 48 x 28 x 47cm  
**Colour:** Excalibur  
**Weight:** 4kg  
**Fabric:** Polair® Sumptuous Shell

### Aurora Kingsize

3 Season



2°C -3°C -20°C

**Dimensions:** 50 x 30 x 54cm  
**Colour:** Excalibur  
**Weight:** 6.15kg  
**Fabric:** Polair® Shell

### Zion Camping Poncho

2 Season | Reversible



**Dimensions:** 44 x 23 x 56cm  
**Colour:** Orange & Excalibur  
**Weight:** 4.5kg  
**Fabric:** Polair® Shell

### Dreamer 3 Single



**Dimensions:** Ø12 x 55cm  
**Colour:** Moroccan Blue  
**Weight:** 0.96kg  
**R-Value:** 3  
**Fabric:** 75D Non-Slip Polyester

### Dreamer 5 Single



**Dimensions:** Ø15 x 67cm  
**Colour:** Citrus Orange  
**Weight:** 1.6kg  
**R-Value:** 5  
**Fabric:** 75D Non-Slip Polyester

### Dreamer 5 Double



**Dimensions:** Ø22 x 66cm  
**Colour:** Citrus Orange  
**Weight:** 3.2kg  
**R-Value:** 5  
**Fabric:** 75D Non-Slip Polyester

### Comfort 7.5 Single



**Dimensions:** Ø20 x 64cm  
**Colour:** Herbal  
**Weight:** 2.5kg  
**R-Value:** 7  
**Fabric:** 75D Polyester Top

### Comfort 7.5 Grande



**Dimensions:** Ø20 x 77cm  
**Colour:** Herbal  
**Weight:** 3.2kg  
**R-Value:** 7  
**Fabric:** 75D Polyester Top

**Comfort 7.5 Double**



**Dimensions:** Ø32 x 68cm  
**Colour:** Herbal  
**Weight:** 5.47kg  
**R-Value:** 7  
**Fabric:** 75D Polyester Top

**Comfort 10 Grande**



**Dimensions:** Ø22 x 80cm  
**Colour:** Shadow Grey  
**Weight:** 3.865kg  
**R-Value:** 9  
**Fabric:** 75D Polyester Top

**Comfort 10 Double**



**Dimensions:** Ø35 x 67cm  
**Colour:** Shadow Grey  
**Weight:** 6.65kg  
**R-Value:** 9  
**Fabric:** 75D Polyester Top

**Shangri-La II 10 Grande**



**Dimensions:** Ø23 x 80cm  
**Colour:** Cloud Grey & Sky Blue  
**Weight:** 3.2kg  
**R-Value:** 9  
**Fabric:** Soft Elastic

**Shangri-La II 10 Double**



**Dimensions:** Ø30 x 66cm  
**Colour:** Cloud Grey & Sky Blue  
**Weight:** 5.4kg  
**R-Value:** 9  
**Fabric:** Soft Elastic

**Shangri-La II 15 Grande**



**Dimensions:** Ø29 x 80cm  
**Colour:** Cloud Grey & Orange  
**Weight:** 4.35kg  
**R-Value:** 12  
**Fabric:** Soft Elastic

**Shangri-La II 15 Double**



**Dimensions:** Ø35 x 70cm  
**Colour:** Cloud Grey & Orange  
**Weight:** 7.45kg  
**R-Value:** 12  
**Fabric:** Soft Elastic

**Shangri-La II 20 Grande**



**Dimensions:** Ø32 x 80cm  
**Colour:** Cloud & Shadow Grey  
**Weight:** 5.7kg  
**R-Value:** 20  
**Fabric:** Soft Elastic

**PopTop 5cm**



**Dimensions:** Ø22 x 52cm  
**Colour:** Shadow Grey  
**Weight:** 2.8kg  
**R-Value:** 5.7  
**Fabric:** 75D Polyester Top

**Rock & Roll 12cm**



**Dimensions:** Ø28 x 56cm  
**Colour:** Shadow Grey  
**Weight:** 4.7kg  
**R-Value:** 10.8  
**Fabric:** 75D Polyester Top

**Flocked Single Airbed**



**Dimensions:** 30 x 29.5 x 7.5cm  
**Colour:** Nocturne Grey  
**Weight:** 1.25kg  
**Max Load:** 120kg

**Flocked Double Airbed**



**Dimensions:** 30.5 x 29.5 x 11cm  
**Colour:** Nocturne Grey  
**Weight:** 2.53kg  
**Max Load:** 240kg

**Hi Rise Flocked Double Airbed**



**Dimensions:** 41 x 33 x 16cm  
**Colour:** Nocturne Grey  
**Weight:** 4.52kg  
**Max Load:** 240kg

**Blissful Double Airbed**



**Dimensions:** 35.5 x 17.5 x 53.5cm  
**Colour:** Nocturne Grey  
**Weight:** 8kg  
**Max Load:** 227kg

**Hush Single Camp Bed**



**Dimensions:** 70 x 19 x 9cm  
**Colour:** Granite Grey  
**Weight:** 3.54kg  
**Fabric:** Endure

**Hush Grande Camp Bed**



**Dimensions:** 80 x 18 x 10cm  
**Colour:** Granite Grey  
**Weight:** 4.24kg  
**Fabric:** Endure

### Hush Double Camp Bed



**Dimensions:** 67 x 25 x 11cm  
**Colour:** Granite Grey  
**Weight:** 6.56kg  
**Fabric:** Endure

### Foldaway Pillow



**Dimensions:** 10 x 28 x 13cm  
**Colour:** Excalibur  
**Weight:** 0.162kg  
**Fabric:** Brushed Polyester Pongee

### Shangri-La Pillow



**Dimensions:** Ø12 x 34cm  
**Colour:** Harbor Mist  
**Weight:** 0.42kg  
**Fabric:** 100% Recycled Fill

### Self Inflating Pillow



**Dimensions:** Ø11 x 28cm  
**Colour:** Ocean  
**Weight:** 0.34kg  
**Fabric:** Brushed Polyester Top

### Self Inflating Pillow



**Dimensions:** Ø11 x 28cm  
**Colour:** Mineral Green  
**Weight:** 0.34kg  
**Fabric:** Brushed Polyester Top

### Deep Sleep Ergo Pillow



**Dimensions:** Ø6 x 9cm  
**Colour:** Mineral Green  
**Weight:** 0.08kg  
**Fabric:** Knitted Elastic

### Deep Sleep Thermo Pillow




**Dimensions:** Ø9 x 17cm  
**Colour:** Atom Blue  
**Weight:** 0.18kg  
**Fabric:** Breathable Outer Shell

### Shangri-La Memory Foam Pillow



**Dimensions:** Ø11 x 36cm  
**Colour:** Excalibur  
**Weight:** 0.64kg  
**Fabric:** Brushed Polyester Top

### Memory Foam Pillow



**Dimensions:** Ø11 x 36cm  
**Colour:** Shadow Grey  
**Weight:** 0.64kg  
**Fabric:** 75D Polyester Brushed

### Atlas Junior 2 Season



**6°C** **1°C** **-14°C**  
**Dimensions:** Ø21 x 37cm  
**Colour:** Ink Blue  
**Weight:** 0.95kg  
**Fabric:** Polair® Shell

### Atlas 250 2 Season



**7°C** **2°C** **-13°C**  
**Dimensions:** Ø21 x 39cm  
**Colour:** Ink Blue  
**Weight:** 1.25kg  
**Fabric:** Polair® Shell

### Atlas 250 2 Season



**7°C** **2°C** **-13°C**  
**Dimensions:** Ø21 x 39cm  
**Colour:** Black  
**Weight:** 1.25kg  
**Fabric:** Polair® Shell

### Atlas 250 Quad 2 Season



**6°C** **1°C** **-14°C**  
**Dimensions:** Ø23 x 40cm  
**Colour:** Black  
**Weight:** 1.4kg  
**Fabric:** Polair® Shell

### Atlas 350 Quad 3 Season



**2°C** **-3°C** **-20°C**  
**Dimensions:** Ø26 x 40cm  
**Colour:** Black  
**Weight:** 1.65kg  
**Fabric:** Polair® Shell

### Atlas 350 3 Season



**2°C** **-3°C** **-20°C**  
**Dimensions:** Ø24 x 40cm  
**Colour:** Ink Blue  
**Weight:** 1.55kg  
**Fabric:** Polair® Shell

### Nitestar Alpha Junior 2-3 Season



**-2°C** **-8°C** **-26°C**  
**Dimensions:** Ø20 x 25cm  
**Colour:** Classic Blue  
**Weight:** 1.3kg  
**Fabric:** Polair® Hex Shell



**Nitestar Alpha Junior Quad** 2-3 Season



2°C -8°C -26°C

**Dimensions:** Ø20 x 25cm  
**Colour:** Classic Blue  
**Weight:** 1.5kg  
**Fabric:** Polair® Hex Shell

**Nitestar Alpha 150** 1 Season



8°C 4°C -10°C

**Dimensions:** Ø20 x 36cm  
**Colour:** Atom Blue  
**Weight:** 1.3kg  
**Fabric:** Polair® Hex Shell

**Nitestar Alpha 250** 3 Season



2°C -4°C -21°C

**Dimensions:** Ø20 x 29cm  
**Colour:** Classic Blue  
**Weight:** 1.65kg  
**Fabric:** Polair® Hex Shell

**Nitestar Alpha 250** 3 Season



2°C -4°C -21°C

**Dimensions:** Ø20 x 29cm  
**Colour:** Ocean Green  
**Weight:** 1.65kg  
**Fabric:** Polair® Hex Shell

**Nitestar Alpha 250S** 3 Season



2°C -4°C -21°C

**Dimensions:** Ø20 x 28cm  
**Colour:** Phoenix  
**Weight:** 1.45kg  
**Fabric:** Polair® Hex Shell

**Nitestar Alpha 350** 3-4 Season



-1°C -7°C -25°C

**Dimensions:** Ø22 x 30cm  
**Colour:** Fog  
**Weight:** 2kg  
**Fabric:** Polair® Hex Shell

**Nitestar Alpha 300 Quad** 3 Season



1°C -5°C -22°C

**Dimensions:** Ø27 x 33cm  
**Colour:** Fog  
**Weight:** 2kg  
**Fabric:** Polair® Hex Shell

**Nitestar Alpha 450** 4 Season



-4°C -11°C -31°C

**Dimensions:** Ø24 x 32cm  
**Colour:** Harissa  
**Weight:** 2.3kg  
**Fabric:** Polair® Hex Shell

**Microlite 50** 1 Season



14°C 11°C 0°C

**Dimensions:** Ø12 x 23cm  
**Colour:** Blazing Yellow  
**Weight:** 0.6kg  
**Fabric:** Polair® Active Eco

**Microlite 100** 2 Season



10°C 6°C -6°C

**Dimensions:** Ø17 x 24cm  
**Colour:** Gecko  
**Weight:** 0.85kg  
**Fabric:** Polair® Active Eco

**Microlite 200** 2-3 Season



5°C 1°C -10°C

**Dimensions:** Ø18 x 25cm  
**Colour:** Classic Blue  
**Weight:** 0.96kg  
**Fabric:** Polair® Active Eco

**Microlite 300** 3 Season



1°C -2°C -14°C

**Dimensions:** Ø19 x 26cm  
**Colour:** Orange Sands  
**Weight:** 1.06kg  
**Fabric:** Polair® Active Eco

EARTH COLLECTION


**Zenith 75** 1 Season



13°C 10°C -1°C

**Dimensions:** Ø18 x 22cm  
**Colour:** Black  
**Weight:** 1.2kg  
**Fabric:** Polair® Z Eco

**Zenith 200** 2 Season



6°C 1°C -14°C

**Dimensions:** Ø20 x 24cm  
**Colour:** Tango Red  
**Weight:** 1.6kg  
**Fabric:** Polair® Z Eco


**Zenith 300** 3 Season



1°C -4°C -22°C

**Dimensions:** Ø22 x 27cm  
**Colour:** Peridot Green  
**Weight:** 1.9kg  
**Fabric:** Polair® Z Eco

**Zenith 400** 4 Season



-1°C -7°C -24°C

**Dimensions:** Ø24 x 29cm  
**Colour:** Deep Teal  
**Weight:** 2.25kg  
**Fabric:** Polair® Z Eco

EARTH COLLECTION

### Apex 1

2 Season



3°C -2°C -16°C

**Dimensions:** Ø18 x 31cm  
**Colour:** Atom Blue  
**Weight:** 1.4kg  
**Fabric:** Polair® EcoNet Shell

### Apex 2

3 Season



0°C -6°C -24°C

**Dimensions:** Ø20 x 36cm  
**Colour:** Peridot Green  
**Weight:** 1.75kg  
**Fabric:** Polair® EcoNet Shell

### Apex 3

4 Season



-3°C -10°C -28°C

**Dimensions:** Ø22 x 38cm  
**Colour:** Harissa  
**Weight:** 2.05kg  
**Fabric:** Polair® EcoNet Shell

### Cobra 200

2 Season



2°C -4°C -17°C

**Dimensions:** Ø14 x 16cm  
**Colour:** Anthracite  
**Weight:** 0.7kg  
**Fabric:** 20D 380T Nylon Ripstop

### Cobra 400

3 Season



-1°C -8°C -22°C

**Dimensions:** Ø16 x 20cm  
**Colour:** Anthracite  
**Weight:** 0.92kg  
**Fabric:** 20D 380T Nylon Ripstop

### Cobra 600

4 Season



-5°C -12°C -30°C

**Dimensions:** Ø18 x 24cm  
**Colour:** Anthracite  
**Weight:** 1.1kg  
**Fabric:** 20D 380T Nylon Ripstop

### Cobra 900

Expedition



-10°C -18°C -35°C

**Dimensions:** Ø20 x 26cm  
**Colour:** Orange  
**Weight:** 1.56kg  
**Fabric:** 20D 380T Nylon Ripstop

### ThermaTrek



**Dimensions:** Ø13 x 56cm  
**Colour:** Orange  
**Weight:** 0.235kg  
**R-Value:** 1.5  
**Fabric:** Aluminium Base Coating

### Trek Pro 3 Short



16°C 12°C 2°C

**Dimensions:** Ø12 x 25cm  
**Colour:** Canary Yellow  
**Weight:** 0.6kg  
**R-Value:** 4  
**Fabric:** TrekEco®

### Trek Pro 3 Compact



16°C 12°C 2°C

**Dimensions:** Ø13 x 25cm  
**Colour:** Gecko  
**Weight:** 0.775kg  
**R-Value:** 4  
**Fabric:** TrekEco®

### Trek Pro 3 Standard



6°C 1°C -13°C

**Dimensions:** Ø15 x 26cm  
**Colour:** Tango Red  
**Weight:** 0.86kg  
**R-Value:** 4  
**Fabric:** TrekEco®

### Trek Pro 3 Long



6°C 1°C -13°C

**Dimensions:** Ø16 x 30cm  
**Colour:** Atom Blue  
**Weight:** 1.1kg  
**R-Value:** 4  
**Fabric:** TrekEco®

EARTH COLLECTION

### Trek Pro 5 Standard



**Dimensions:** Ø18 x 25cm  
**Colour:** Harissa  
**Weight:** 1.1kg  
**R-Value:** 5.7  
**Fabric:** TrekEco®

### Aotrom



**Dimensions:** Ø8 x 15cm  
**Colour:** Anthracite  
**Weight:** 0.41kg  
**R-Value:** 1  
**Fabric:** 20D Nylon Ripstop

### Thermocore XPD



**Dimensions:** Ø11 x 29cm  
**Colour:** Rocket Red  
**Weight:** 0.8kg  
**R-Value:** 5.2  
**Fabric:** Diamond Ripstop TPU

### Aotrom Short



**Dimensions:** Ø7 x 14cm  
**Colour:** Vango Orange  
**Weight:** 0.29kg  
**R-Value:** 1  
**Fabric:** 20D Nylon Ripstop

EARTH COLLECTION



# OUTDOOR ESSENTIALS

PAGES 60-63

---



**12L Soft Cooler**

Small



**Dimensions:** 31 x 25.5 x 28cm  
**Capacity:** 18 Cans (330ml)  
**Colour:** Cool Grey  
**Weight:** 1kg

**17L Soft Cooler**

Medium



**Dimensions:** 43 x 20 x 39cm  
**Capacity:** 24 Cans (330ml)  
**Colour:** Cool Grey  
**Weight:** 1.22kg

**20L Soft Cooler**

Large



**Dimensions:** 41 x 27 x 33cm  
**Capacity:** 30 Cans (330ml)  
**Colour:** Cool Grey  
**Weight:** 1.46kg

**Ice Bricks**

2 Pack



**Dimensions:** 8.9 x 3.3 x 16.9cm  
**Colour:** Green  
**Weight:** 0.78kg

**30L Pinnacle Wheelie**

72 Hour Cool Time



**Dimensions:** 48 x 32 x 41.5cm  
**Colour:** Green  
**Weight:** 4.7kg

**32L Pinnacle Cooler**

72 Hour Cool Time



**Dimensions:** 45.5 x 30.3 x 43.5cm  
**Colour:** Green  
**Weight:** 3.2kg

**32L Pinnacle Cooler**

72 Hour Cool Time | 5 Piece Set



**Dimensions:** 45.5 x 30.3 x 43.5cm  
**Colour:** Green  
**Weight:** 5.35kg

**45L Pinnacle Wheelie**

100 Hour Cool Time



**Dimensions:** 58.5 x 37.3 x 42cm  
**Colour:** Green  
**Weight:** 6.3kg

**57L Pinnacle Cooler**

80 Hour Cool Time



**Dimensions:** 61.5 x 39 x 40.5cm  
**Colour:** Green  
**Weight:** 5.6kg

**23L Glacier Cooler**



**Dimensions:** 51.5 x 33.5 x 38.3cm  
**Colour:** Grey  
**Weight:** 7kg

**33L Glacier Cooler**



**Dimensions:** 59.5 x 36 x 38.3cm  
**Colour:** Grey  
**Weight:** 8.2kg

**47L Glacier Cooler**



**Dimensions:** 67 x 40.5 x 42.5cm  
**Colour:** Grey  
**Weight:** 11kg

**30L E-Pinnacle Cooler**



**Dimensions:** 50.5 x 36 x 48.5cm  
**Colour:** Deep Grey  
**Weight:** 5.4kg

**40L E-Pinnacle Cooler**



**Dimensions:** 58.5 x 44.5 x 48.5cm  
**Colour:** Deep Grey  
**Weight:** 7.6kg

**Compact Gas Stove**



**Dimensions:** Ø7 x 9.5cm  
**Colour:** Silver  
**Weight:** 0.102kg

**Atom Stove**



**Dimensions:** Ø40 x 60cm  
**Colour:** Silver  
**Weight:** 0.066kg

**Notes:**

**Folding Gas Stove**



**Dimensions:** 9.5 x 6 x 10.5cm  
**Colour:** Silver  
**Weight:** 0.22kg

**Folding Stove**

With Windshield and Piezo



**Dimensions:** 17.4 x 7cm  
**Colour:** Silver  
**Weight:** 0.245kg

**Windshield XL**



**Dimensions:** 24 x 9 x 2cm  
**Colour:** Orange  
**Weight:** 0.24kg

**Ultralight Heat Exchanger Cook Kit**



**Dimensions:** Ø8.5 x 14cm  
**Colour:** Grey  
**Weight:** 0.387kg

**Hard Anodised Cook Kit**

1 Person



**Dimensions:** 13 x 13 x 17cm  
**Colour:** Grey  
**Weight:** 0.225kg

**Hard Anodised Cook Kit**

2 Person



**Frying Pan:** 17.5 x 3.9cm  
**S. Pot:** 800ml • 15 x 7.5cm  
**M. Pot:** 1500ml • 17 x 9cm  
**Colour:** Grey | **Weight:** 0.66kg

**Hard Anodised Cook Kit**

4 Person



**Frying Pan:** 19.7 x 5cm  
**M. Pot:** 1500ml • 17 x 9cm  
**L. Pot:** 2500ml • 19.5 x 12cm  
**Colour:** Grey | **Weight:** 0.99kg

**240ml Magma Mug**

Short



**Dimensions:** Ø8.6 x 13.3cm  
**Colour:** Black  
**Weight:** 0.247kg

**380ml Magma Mug**

Tall



**Dimensions:** Ø8.6 x 20.5cm  
**Colour:** Black  
**Weight:** 0.305kg

**500ml Magma Flask**



**Dimensions:** Ø7.3 x 25.5cm  
**Colour:** Black  
**Weight:** 0.295kg

**750ml Magma Flask**



**Dimensions:** Ø8.5 x 30.5cm  
**Colour:** Black  
**Weight:** 0.475kg

**1L Magma Flask**



**Dimensions:** Ø8.2 x 31cm  
**Colour:** Black  
**Weight:** 0.539kg

**460ml Urban Bottle**

460ml



**Dimensions:** Ø7 x 23cm  
**Colour:** Black  
**Weight:** 0.3kg

**500ml Thermo Bottle**



**Dimensions:** Ø8 x 24.5cm  
**Colour:** Black  
**Weight:** 0.3kg

**500ml Bottle**

500ml



**Dimensions:** Ø6.5 x 26.5cm  
**Colour:** Black  
**Weight:** 0.3kg

**Notes:**

---



---



---



---



---



---



## Folding Stove with Windshield and Piezo

The Vango Folding Stove with Windshield and Piezo is the perfect all weather stove. The ultra-wide flame spreader with added protection of the windshield allows you to cook large portions of food thoroughly and boils water in approximately 5 minutes. The high-quality Piezo igniter ensures it will light first time, whilst the windshield keeps the flame sheltered and steady.

# COOKWARE & UTENSILS

PAGES 64-67





**Scran**

1500 Watts



**Dimensions:** 64 x 29.5 x 13cm  
**Colour:** Black  
**Weight:** 2kg

**Scran XL**

1500 Watts



**Dimensions:** 81.5 x 30 x 13.5cm  
**Colour:** Black  
**Weight:** 2.5kg

**Sizzle**

800 Watts



**Dimensions:** 22.5 x 31 x 8.5cm  
**Colour:** Black  
**Weight:** 1.42kg

**Sizzle Double**

800 Watts



**Dimensions:** 47.5 x 31.6 x 11cm  
**Colour:** Black  
**Weight:** 2.78kg

**Blaze Burner**

3KW Stainless Steel



**Dimensions:** 21 x 23.5 x 9cm  
**Colour:** Grey  
**Weight:** 0.72kg

**Blaze Double Burner**

3KW Stainless Steel



**Dimensions:** 44.5 x 23.5 x 9cm  
**Colour:** Grey  
**Weight:** 1.35kg

**Combi IR Compact Grill**

2 x 1.4KW Stainless Steel



**Dimensions:** 59.5 x 34.5 x 14.5cm  
**Colour:** Herbal  
**Weight:** 3.87kg

**Combi IR Grill Cooker**

0.6KW Infrared



**Dimensions:** 59.5 x 34.5 x 14.5cm  
**Colour:** Herbal  
**Weight:** 5.4kg

**Camp Chef**

Leg Adjusters



**Dimensions:** 23 x 4 x 19cm  
**Colour:** Black  
**Weight:** 0.26kg

**Camp Chef**

Pro Carry Bag



**Dimensions:** 43 x 5 x 20cm  
**Colour:** Black  
**Weight:** 0.74kg

**Camp Chef**

Explorer Carry Bag



**Dimensions:** 43 x 5 x 20cm  
**Colour:** Black  
**Weight:** 1.13kg

**Camp Chef**

Universal Flat Top Griddle



**Dimensions:** 42 x 26 x 42cm  
**Colour:** Black  
**Weight:** 5.55kg

**Camp Chef**

6 Piece Cast Iron Set



**Frying Pan & Lid:** Ø25.4cm  
**Dutch Oven:** 3.78L • Ø25.4cm  
**Frying Pan & Lid:** Ø30.48cm  
**Pot:** Ø30.5cm • **Metal Stand:** Ø22cm  
**Colour:** Black | **Weight:** 11.82kg

**Camp Chef**

BBQ Grill Box



**Dimensions:** 43 x 25.5 x 42cm  
**Colour:** Black  
**Weight:** 9.56kg

**Camp Chef**

Pizza Oven



**Dimensions:** 45 x 34 x 40.5cm  
**Colour:** Black & Silver  
**Weight:** 9.54kg

**Camp Chef**

Explorer 14 Single



**Dimensions:** 58.5 x 25 x 39.5cm  
**Colour:** Black  
**Weight:** 10.9kg

**Camp Chef**

Explorer 14 Double



**Dimensions:** 85 x 20 x 38cm  
**Colour:** Black  
**Weight:** 15.6kg

**1.6L Kettle**

With Folding Handle | Stainless Steel



**Dimensions:** 18 x 17 x 15cm  
**Colour:** Silver  
**Weight:** 0.36kg

**2L Kettle**

With Folding Handle | Stainless Steel



**Dimensions:** 18.7 x 18.7 x 17cm  
**Colour:** Silver  
**Weight:** 0.405kg

**Cook Set**

Aluminium



**Dimensions:** 23 x 23 x 14.5cm  
**Colour:** Silver  
**Weight:** 0.95kg

**Gourmet Cook Kit**



**Dimensions:** 22.5 x 20.5 x 22.5cm  
**Colour:** Black  
**Weight:** 2.15kg

**1.5L Cuisine Kettle**



**Dimensions:** 15 x 9 x 21cm  
**Colour:** Herbal  
**Weight:** 0.46kg

**1.5L Cuisine Kettle**



**Dimensions:** 15 x 9 x 21cm  
**Colour:** Deep Grey  
**Weight:** 0.46kg

**1L Cuisine Non-Stick Pot**



**Dimensions:** 18 x 18 x 6cm  
**Colour:** Herbal  
**Weight:** 0.545kg

**1L Cuisine Non-Stick Pot**



**Dimensions:** 18 x 18 x 6cm  
**Colour:** Deep Grey  
**Weight:** 0.545kg

**1.5L Cuisine Non-Stick Pot**



**Dimensions:** 23 x 25 x 6cm  
**Colour:** Herbal  
**Weight:** 0.855kg

**1.5L Cuisine Non-Stick Pot**



**Dimensions:** 23 x 25 x 6cm  
**Colour:** Deep Grey  
**Weight:** 0.855kg

**1.5L Cuisine Non-Stick Casserole Dish**



**Dimensions:** 28 x 23 x 5.5cm  
**Colour:** Herbal  
**Weight:** 0.865kg

**1.5L Cuisine Non-Stick Casserole Dish**



**Dimensions:** 28 x 23 x 5.5cm  
**Colour:** Deep Grey  
**Weight:** 0.865kg

**3L Cuisine Non-Stick Casserole Dish**



**Dimensions:** 29 x 5.5 x 29cm  
**Colour:** Herbal  
**Weight:** 1.16kg

**3L Cuisine Non-Stick Casserole Dish**



**Dimensions:** 29 x 5.5 x 29cm  
**Colour:** Deep Grey  
**Weight:** 1.16kg

**8L Water Carrier**



**Dimensions:** 23 x 8 x 33cm  
**Colour:** Transparent  
**Weight:** 0.198kg

**15L Water Carrier**

15L



**Dimensions:** 28 x 10 x 35cm  
**Colour:** Transparent  
**Weight:** 0.3kg

**12L Water Carrier**



**Dimensions:** 33 x 8 x 50cm  
**Colour:** Transparent  
**Weight:** 0.3kg

**10L Jerrycan**



**Dimensions:** 32 x 22 x 28cm  
**Colour:** Transparent  
**Weight:** 0.45kg

**Family Cutlery Set**

Stainless Steel



**Dimensions:** 25 x 7 x 7cm  
**Colour:** Grey & Silver  
**Weight:** 0.43kg

**Alfresco Dining Set**

8 Piece



**Dimensions:** 13.5 x 6.5 x 7cm  
**Colour:** Deep Grey  
**Weight:** 0.92kg

**Alfresco Dining Set**

16 Piece



**Dimensions:** 13.5 x 8 x 7cm  
**Colour:** Deep Grey  
**Weight:** 1.84kg

**Alfresco Deluxe Dining Set**

8 Piece



**Dimensions:** 13.5 x 6.5 x 7cm  
**Colour:** Coastal  
**Weight:** 1.6kg

**Alfresco Deluxe Dining Set**

8 Piece



**Dimensions:** 13.5 x 6.5 x 7cm  
**Colour:** Forest Green  
**Weight:** 1.6kg



**Opal Dining Set**

8 Piece

**Dinner Plate:** 2 x 26.5cm

**Side Plates:** 2 x 19cm

**Bowls:** 2 x 15cm

**Mugs:** 2 x 320ml

**Colour:** White

**Weight:** 2.65kg



**Opal Dining Set**

16 Piece

**Dinner Plate:** 4 x 26.5cm

**Side Plates:** 4 x 19cm

**Bowls:** 4 x 15cm

**Mugs:** 4 x 320ml

**Colour:** White

**Weight:** 5.3kg

**Notes:**

# LIGHTING, PUMPS & ACCESSORIES

PAGES 68-69



## Lunar 250 Lantern



**Dimensions:** 14.5 x 14.5 x 26.5cm  
**Colour:** Herbal  
**Weight:** 0.48kg

## Lunar 250

Recharge USB



**Dimensions:** 14.5 x 14.5 x 26.5cm  
**Colour:** Herbal  
**Weight:** 0.5kg

## Lunar 250

Eco Recharge USB



**Dimensions:** 14.5 x 14.5 x 26.5cm  
**Colour:** Herbal  
**Weight:** 0.54kg

## Nova 200

Recharge



**Dimensions:** 10.5 x 10.5 x 19.5cm  
**Colour:** Wood  
**Weight:** 0.3kg

**Star 85**



**Dimensions:** 10.5 x 11 x 14.5cm  
**Colour:** River  
**Weight:** 0.135kg

**Star 85**



**Dimensions:** 10.5 x 11 x 14.5cm  
**Colour:** Herbal  
**Weight:** 0.135kg

**Star 300 Recharge**



**Dimensions:** 13.5 x 12.5 x 17.5cm  
**Colour:** Herbal  
**Weight:** 0.38kg

**Superstar 500**

Recharge USB



**Dimensions:** 13.5 x 12.5 x 17.5cm  
**Colour:** River Blue  
**Weight:** 0.39kg

**Light Disc**



**Dimensions:** 22 x 16.5 x 4cm  
**Colour:** Silver  
**Weight:** 0.12kg

**Midge 100**



**Dimensions:** 9.8 x 9.5 x 13.5cm  
**Colour:** Orange  
**Weight:** 0.175kg

**Midge 180**



**Dimensions:** 10 x 9.5 x 13.5cm  
**Colour:** Orange  
**Weight:** 0.21kg

**Sunbeam Flexi Light**

2 Metre & 4 Metre Available | USB



**2M:** Ø9 x 6cm | **4M:** Ø19 x 6cm  
**2M Weight:** 0.44kg  
**4M Weight:** 0.44kg

**Sunbeam Flexi Light**

6 Metre



**Dimensions:** 24 x 24 x 7cm  
**Colour:** Misc  
**Weight:** 0.9kg

**Lightbeam 200**

Recharge



**Dimensions:** 60 x 12cm  
**Colour:** Misc  
**Weight:** 1.5kg

**Lightbeam 250**

Recharge



**Dimensions:** 86 x 12cm  
**Colour:** Misc  
**Weight:** 2.2kg

**Volt**



**Dimensions:** 4.5 x 9.5 x 11.5cm  
**Colour:** Carbide Grey & Volt Blue  
**Weight:** 86g

**Mistral AC/DC & DC Pump**



**DC Pump:** 13 x 10 x 12cm  
**AC/DC Pump:** 14.5 x 12.5 x 10.5cm  
**Colour:** White  
**DC:** 0.25kg **AC/DC:** 0.38kg

**Mistral Pump**

Rechargeable



**Dimensions:** 14 x 10.5 x 13cm  
**Colour:** White  
**Weight:** 0.31kg

**Mini Air Pump**



**Dimensions:** 8.9 x 5.6 x 4.9cm  
**Colour:** White  
**Weight:** 0.19kg

**Airbeam® Pump**



**Dimensions:** 23 x 9.5 x 59cm  
**Colour:** Phantom  
**Weight:** 0.95kg

**Powerbank**



**Dimensions:** 16 x 10 x 5cm  
**Colour:** Phantom  
**Weight:** 0.54kg

**Airbeam® Turbo Pump**



**Dimensions:** 28 x 21 x 18cm  
**Colour:** Phantom  
**Weight:** 1.8kg

**Voltaic Roll Away**



**Dimensions:** 28.5 x 17 x 35cm  
**Colour:** Black & Orange  
**Weight:** 3.5kg

**Vista Cinema Screen**



**Dimensions:** 12 x 7 x 25cm  
**Colour:** Grey & White  
**Weight:** 0.55kg

# OUTDOOR ESSENTIALS

PAGES 70-73

---



**Fiesta**

Endure



**Dimensions:** 84 x 16 x 16cm  
**Colour:** Mineral Green  
**Weight:** 2.9kg

**Fiesta**

Endure



**Dimensions:** 84 x 16 x 16cm  
**Colour:** Dark Denim  
**Weight:** 2.9kg

**Fiesta**

Endure



**Dimensions:** 84 x 16 x 16cm  
**Colour:** Brick Dust  
**Weight:** 2.9kg

**Laguna**

Endure



**Dimensions:** 96 x 16 x 19cm  
**Colour:** Granite Grey  
**Weight:** 3.4kg

**Malibu**

Durance



**Dimensions:** 86 x 20 x 20cm  
**Colour:** Mineral Green  
**Weight:** 3.1kg

**Malibu**

Durance



**Dimensions:** 86 x 20 x 20cm  
**Colour:** Granite Grey  
**Weight:** 3.1kg

**Malibu**

Durance



**Dimensions:** 86 x 20 x 20cm  
**Colour:** Brick Dust  
**Weight:** 3.1kg

**Osiris**

EcoStem



**Dimensions:** 89 x 24 x 24cm  
**Colour:** Moroccan Blue  
**Weight:** 3kg



**Divine**

Durance



**Dimensions:** 26 x 26 x 102cm  
**Colour:** Granite Grey  
**Weight:** 3.6kg

**Divine**

Durance



**Dimensions:** 26 x 26 x 102cm  
**Colour:** Brick Dust  
**Weight:** 3.6kg

**Dune**

Endure



**Dimensions:** 78 x 15 x 20cm  
**Colour:** Mineral Green  
**Weight:** 2.8kg

**Dune**

Endure



**Dimensions:** 78 x 15 x 20cm  
**Colour:** Granite Grey  
**Weight:** 2.8kg

**Aether**

EcoStem



**Dimensions:** 15 x 15 x 92cm  
**Colour:** Moroccan Blue  
**Weight:** 3.6kg



**Balmoral Stool**

Endure



**Dimensions:** 8 x 8 x 54cm  
**Colour:** Mykonos Blue  
**Weight:** 0.5kg

**Coronado Stool**

Endure



**Dimensions:** 45 x 59 x 2.5cm  
**Colour:** Mykonos Blue  
**Weight:** 1.4kg

**Tellus**

EcoStem



**Dimensions:** 65 x 48 x 9cm  
**Colour:** Moroccan Blue  
**Weight:** 2.8kg



**Micro Steel**

Endure



**Dimensions:** 35 x 11.5 x 9cm  
**Colour:** Mykonos Blue  
**Weight:** 1.5kg

**Micro Steel Tall**

Endure



**Dimensions:** 44 x 13.5 x 11cm  
**Colour:** Mykonos Blue  
**Weight:** 2.3kg

**Micro Tall Recline**

Endure



**Dimensions:** 44 x 13.5 x 11cm  
**Colour:** Mykonos Blue  
**Weight:** 3kg

**Cayo XL**

Endure



**Dimensions:** 98 x 62 x 9cm  
**Colour:** Mineral Green  
**Weight:** 4.7kg

**Cayo XL**  
Endure



**Dimensions:** 98 x 62 x 9cm  
**Colour:** Granite Grey  
**Weight:** 4.7kg

**Panama**  
Geo Endure



**Dimensions:** 105 x 24 x 19cm  
**Colour:** Granite Grey  
**Weight:** 4.3kg

**Panama XL**  
Geo Endure



**Dimensions:** 117 x 23 x 21cm  
**Colour:** Granite Grey  
**Weight:** 5kg

**Embrace**  
Durance



**Dimensions:** 30 x 30 x 97cm  
**Colour:** Granite Grey  
**Weight:** 5kg

**Samson 2**  
DuoWeave®



**Dimensions:** 21 x 19 x 97cm  
**Colour:** Excalibur  
**Weight:** 3.9kg

**Samson 2**  
DuoWeave®



**Dimensions:** 21 x 19 x 97cm  
**Colour:** Excalibur  
**Weight:** 3.9kg

**Kraken 2**  
DuoWeave®



**Dimensions:** 23 x 21 x 89cm  
**Colour:** Excalibur  
**Weight:** 4.8kg

**Titan 2**  
DuoWeave®



**Dimensions:** 30 x 25 x 105cm  
**Colour:** Excalibur  
**Weight:** 6.3kg

**Titan 2**  
DuoWeave®



**Dimensions:** 30 x 25 x 105cm  
**Colour:** Brick Dust  
**Weight:** 6.3kg

**Hampton Tall**  
DuoWeave® | Excalibur



**Dimensions:** 100 x 62 x 7cm  
**Colour:** Excalibur  
**Weight:** 5.4kg

**Hampton Footstool**  
DuoWeave® | Excalibur



**Dimensions:** 90 x 47.5 x 12cm  
**Colour:** Excalibur  
**Weight:** 2kg

**Hampton DLX**  
DuoWeave®



**Dimensions:** 112 x 65 x 12cm  
**Colour:** Excalibur  
**Weight:** 5.8kg

**Hampton Grande DLX**  
DuoWeave®



**Dimensions:** 111 x 75 x 9cm  
**Colour:** Excalibur  
**Weight:** 6.7kg

**Hadean DLX**  
EcoStem



**Dimensions:** 112 x 65 x 12cm  
**Colour:** Moroccan Blue  
**Weight:** 5.8kg



**Hyde Tall**  
Dura-Lite



**Dimensions:** 100 x 62 x 7cm  
**Colour:** Shadow Grey  
**Weight:** 5.6kg

**Hyde DLX**  
Dura-Lite



**Dimensions:** 112 x 65 x 12cm  
**Colour:** Shadow Grey  
**Weight:** 6kg

**Athena**  
Endure | Excalibur



**Dimensions:** 45 x 59 x 2.5cm  
**Colour:** Excalibur  
**Weight:** 1.5kg

**Highbury Textilene**  
Dura Climate



TWIN PACK

**Dimensions:** 100 x 60 x 11cm  
**Colour:** Denim Drift  
**Weight:** 9.6kg

**Balletto**  
Heather



**Dimensions:** 110 x 64 x 10cm  
**Colour:** Grey  
**Weight:** 5.4kg

**Balletto Footstool**  
Heather



**Dimensions:** 90 x 48 x 11cm  
**Colour:** Grey  
**Weight:** 1.6kg



**Tuscany**

Dura Climate | Grey



**Dimensions:** 115 x 63.5 x 10cm  
**Colour:** Grey  
**Weight:** 5.4kg

**Tuscany Footstool**

Dura Climate | Grey



**Dimensions:** 89 x 48 x 11cm  
**Colour:** Grey  
**Weight:** 1.6kg

**Riviera Lounger**

Heather Snow



**Dimensions:** 97 x 74 x 11cm  
**Colour:** Grey  
**Weight:** 9.9kg

**Flocked Inflatable**

Flocked PVC | Mykonos Blue



**Dimensions:** 30 x 24.5 x 6cm  
**Colour:** Mykonos Blue  
**Weight:** 950g

**Flocked Inflatable**

Flocked PVC | Carmine Red



**Dimensions:** 30 x 24.5 x 6cm  
**Colour:** Carmine Red  
**Weight:** 950g

**Flocked Inflatable**

Flocked PVC | Nocturne Grey



**Dimensions:** 30 x 24.5 x 6cm  
**Colour:** Nocturne Grey  
**Weight:** 950g

**Inflatable Sofa**

Flocked PVC | Nocturne Grey



**Dimensions:** 37 x 10 x 27cm  
**Colour:** Nocturne Grey  
**Weight:** 2.8kg

**Inflatable**

Flocked PVC | Nocturne Grey



**Dimensions:** 37 x 6 x 27cm  
**Colour:** Nocturne Grey  
**Weight:** 1.6kg

**Havana Air Sofa**

Nocturne Grey



**Dimensions:** 45 x 40 x 20cm  
**Colour:** Nocturne Grey  
**Weight:** 6.3kg

**Havana Air**

Nocturne Grey



**Dimensions:** 41 x 24 x 39cm  
**Colour:** Excalibur  
**Weight:** 5.9kg

**Granite Cypress 56 Table**

Aluminium | Excalibur



**Dimensions:** 56 x 34 x 3cm  
**Colour:** Excalibur  
**Weight:** 1.1kg

**Granite Duo 60 Table**

Aluminium | Excalibur



**Dimensions:** 31 x 6 x 42cm  
**Colour:** Excalibur  
**Weight:** 1.8kg

**Granite Duo 90 Table**

Aluminium | Excalibur



**Dimensions:** 61 x 46 x 7cm  
**Colour:** Excalibur  
**Weight:** 3.6kg

**Granite Duo 120 Table**

Aluminium | Excalibur



**Dimensions:** 81 x 61 x 7cm  
**Colour:** Excalibur  
**Weight:** 5.8kg

**Rowan 80 Table**

Steel Structure | Excalibur



**Dimensions:** 80 x 60 x 4.5cm  
**Colour:** Excalibur  
**Weight:** 3.5kg

**Birch 80 Table**

Steel Structure | French Oak



**Dimensions:** 82 x 61.5 x 5.5cm  
**Colour:** French Oak  
**Weight:** 6.7kg

**Birch 120 Table**

Steel Structure | French Oak



**Dimensions:** 120 x 60 x 5.5cm  
**Colour:** French Oak  
**Weight:** 8.7kg

**Atmos 115 Table**

Aluminium | Granite Grey



**Dimensions:** 115 x 70 x 5cm  
**Colour:** Granite Grey  
**Weight:** 7.6kg

**Orchard Bench Set**

Steel Structure | Grey



**Dimensions:** 104 x 62 x 8cm  
**Colour:** Grey  
**Weight:** 9kg

# RUCKSACKS, DRY BAGS & HYDRATION

PAGES 74-78

---



**Hex Lite 7L**



**Dimensions:** 38 x 14 x 22cm  
**Colour:** Black  
**Weight:** 280g  
**Fabric:** Excel® Eco 250D

**Hex Lite 7L**



**Dimensions:** 38 x 14 x 22cm  
**Colour:** Grey  
**Weight:** 280g  
**Fabric:** Excel® Eco 250D

**Hex Day 20L**



**Dimensions:** 45 x 20 x 30cm  
**Colour:** Black  
**Weight:** 430g  
**Fabric:** Excel® Eco 250D

**Hex Day 20L**



**Dimensions:** 45 x 20 x 30cm  
**Colour:** Grey  
**Weight:** 430g  
**Fabric:** Excel® Eco 250D

**Hex Urban 25L**



**Dimensions:** 45 x 25 x 30cm  
**Colour:** Black  
**Weight:** 630g  
**Fabric:** Excel® Eco 250D

**Hex Urban 25L**



**Dimensions:** 45 x 25 x 30cm  
**Colour:** Grey  
**Weight:** 630g  
**Fabric:** Excel® Eco 250D

**Hex Rolltop 25L**



**Dimensions:** 50 x 25 x 30cm  
**Colour:** Black  
**Weight:** 620g  
**Fabric:** Excel® Eco 250D

**Hex Rolltop 25L**



**Dimensions:** 50 x 25 x 30cm  
**Colour:** Grey  
**Weight:** 620g  
**Fabric:** Excel® Eco 250D

**Mica 20**



**Dimensions:** 45 x 28 x 20cm  
**Colour:** Black  
**Weight:** 450g  
**Fabric:** Vintage Excel® Eco

**Mica 25**



**Dimensions:** 48 x 31 x 21cm  
**Colour:** Deep Lagoon  
**Weight:** 550g  
**Fabric:** Vintage Excel® Eco

**Trail 20**



**Dimensions:** 17 x 29 x 44cm  
**Colour:** Black  
**Weight:** 640g  
**Fabric:** Vintage Excel® Eco

**Trail 25**



**Dimensions:** 20 x 32 x 56cm  
**Colour:** Black  
**Weight:** 750g  
**Fabric:** Vintage Excel® Eco

 EARTH COLLECTION

**Stone 15**



**Dimensions:** 26 x 18 x 42cm  
**Colour:** Black  
**Weight:** 300g  
**Fabric:** Vintage Excel® Eco

**Stone 15**



**Dimensions:** 26 x 18 x 42cm  
**Colour:** Vintage Navy  
**Weight:** 300g  
**Fabric:** Vintage Excel® Eco

**Stone 20**



**Dimensions:** 30 x 19 x 46cm  
**Colour:** Black  
**Weight:** 360g  
**Fabric:** Vintage Excel® Eco

**Stone 20**



**Dimensions:** 30 x 19 x 46cm  
**Colour:** Vintage Navy  
**Weight:** 360g  
**Fabric:** Vintage Excel® Eco

**Stone 25**



**Dimensions:** 34 x 20 x 48cm  
**Colour:** Black  
**Weight:** 360g  
**Fabric:** Vintage Excel® Eco

**Stone 25**



**Dimensions:** 34 x 20 x 48cm  
**Colour:** Vintage Navy  
**Weight:** 360g  
**Fabric:** Vintage Excel® Eco

**Apex Hydro 10**



**Dimensions:** 42 x 29 x 3.5cm  
**Colour:** Atom Blue  
**Weight:** 560g  
**Fabric:** Excel® 200D



**Apex 15**



**Dimensions:** 44 x 23 x 17cm  
**Colour:** Harissa  
**Weight:** 350g  
**Fabric:** Excel® 200D

**Apex 20**



**Dimensions:** 50 x 28 x 18cm  
**Colour:** Atom Blue  
**Weight:** 400g  
**Fabric:** Excel® 200D

**Apex 25**



**Dimensions:** 52 x 28 x 19cm  
**Colour:** Crystal Blue  
**Weight:** 555g  
**Fabric:** Excel® 200D

**Apex Air 30**



**Dimensions:** 55 x 37 x 25cm  
**Colour:** Peridot Green  
**Weight:** 980g  
**Fabric:** Excel® 200D

**Apex Air 40**



**Dimensions:** 57 x 39 x 28cm  
**Colour:** Moonlit Ocean  
**Weight:** 1.06kg  
**Fabric:** Excel® 200D

**Contour 65**



**Dimensions:** 74 x 25 x 34cm  
**Colour:** Vintage Green  
**Weight:** 2.14kg  
**Fabric:** Excel® Eco 600D

**Sherpa Pro 60:70S**



**Dimensions:** 30 x 31 x 80cm  
**Colour:** Harissa  
**Weight:** 2.37kg  
**Fabric:** Excel® Eco 250D & 600D RS

**Sherpa Pro 60:70S**



**Dimensions:** 30 x 31 x 80cm  
**Colour:** Classic Blue  
**Weight:** 2.37kg  
**Fabric:** Excel® Eco 250D & 600D RS

**Sherpa Pro 60:70S**



**Dimensions:** 30 x 31 x 80cm  
**Colour:** Black  
**Weight:** 2.37kg  
**Fabric:** Excel® Eco 250D & 600D RS



**Sherpa Pro 60:70**



**Dimensions:** 30 x 31 x 80cm  
**Colour:** Harissa  
**Weight:** 2.46kg  
**Fabric:** Excel® Eco 250D & 600D RS

**Sherpa Pro 60:70**



**Dimensions:** 30 x 31 x 80cm  
**Colour:** Classic Blue  
**Weight:** 2.46kg  
**Fabric:** Excel® Eco 250D & 600D RS

**Sherpa Pro 60:70**



**Dimensions:** 30 x 31 x 80cm  
**Colour:** Black  
**Weight:** 2.46kg  
**Fabric:** Excel® Eco 250D & 600D RS

**Sherpa Pro 70:80**



**Dimensions:** 31 x 31 x 84cm  
**Colour:** Harissa  
**Weight:** 2.56kg  
**Fabric:** Excel® Eco 250D & 600D RS



**Sherpa Pro 60:70**



**Dimensions:** 30 x 31 x 80cm  
**Colour:** Classic Blue  
**Weight:** 2.46kg  
**Fabric:** Excel® Eco 250D & 600D RS

**Sherpa Pro 60:70**



**Dimensions:** 30 x 31 x 80cm  
**Colour:** Black  
**Weight:** 2.46kg  
**Fabric:** Excel® Eco 250D & 600D RS

**Sherpa 70:80**



**Dimensions:** 31 x 31 x 84cm  
**Colour:** Shadow Black  
**Weight:** 2.56kg  
**Fabric:** Excel® Eco 600D

**Wrath 60:70**



**Dimensions:** 78 x 41 x 30cm  
**Colour:** Orange  
**Weight:** 2.16kg  
**Fabric:** 300D RS Nylon

EARTH COLLECTION

**Cargo 40**



**Dimensions:** 50 x 34 x 34cm  
**Colour:** Moonlit Ocean  
**Weight:** 880g  
**Fabric:** Protex® 4:2

**Cargo 40**



**Dimensions:** 50 x 34 x 34cm  
**Colour:** Orange  
**Weight:** 880g  
**Fabric:** Protex® 4:2

**Cargo 40**



**Dimensions:** 50 x 34 x 34cm  
**Colour:** Vintage Green  
**Weight:** 880g  
**Fabric:** Protex® 4:2

**Cargo 80**



**Dimensions:** 60 x 35 x 35cm  
**Colour:** Moonlit Ocean  
**Weight:** 1.02kg  
**Fabric:** Protex® 4:2

**Cargo 80**



**Dimensions:** 60 x 35 x 35cm  
**Colour:** Vintage Green  
**Weight:** 1.02kg  
**Fabric:** Protex® 4:2

**Cargo 120**



**Dimensions:** 75 x 44 x 44cm  
**Colour:** Moonlit Ocean  
**Weight:** 1.4kg  
**Fabric:** Protex® 4:2

**Cargo 120**



**Dimensions:** 75 x 44 x 44cm  
**Colour:** Vintage Green  
**Weight:** 1.4kg  
**Fabric:** Protex® 4:2

**Quest 65**



**Dimensions:** 54 x 34 x 45cm  
**Colour:** Black  
**Weight:** 2kg  
**Fabric:** Vintage Excel® Eco

EARTH COLLECTION

**Shuttle 25**



**Dimensions:** 59 x 31 x 20cm  
**Colour:** Moonlit Ocean  
**Weight:** 700g  
**Fabric:** Eclipse

**Shuttle 40 Lite**



**Dimensions:** 54 x 35 x 24cm  
**Colour:** Moonlit Ocean  
**Weight:** 950g  
**Fabric:** Eclipse

**Shuttle 45 Roller**



**Dimensions:** 54 x 35 x 24cm  
**Colour:** Moonlit Ocean  
**Weight:** 2.45kg  
**Fabric:** Eclipse

**Shuttle 90**



**Dimensions:** 70 x 39 x 33cm  
**Colour:** Moonlit Ocean  
**Weight:** 3.6kg  
**Fabric:** Eclipse

**Dry Bag Set**



**Dimensions:** 11 x 21 x 6cm  
**Colour:** Mixed  
**Weight:** 860g  
**Fabric:** Ultralight 30D Nylon

**60L Dry Bag**



**Dimensions:** 70 x 33cm  
**Colour:** Green  
**Weight:** 100g  
**Fabric:** Ultralight 30D Nylon

**Mesh Bag Set**



**Dimensions:** 64 x 41 x 34cm  
**Colour:** Green, Red & Blue  
**Weight:** 230g  
**Fabric:** Open Weave Mesh

**Hydrant Pack 2L**



**Dimensions:** 30 x 1cm  
**Colour:** Blue  
**Weight:** 0.14kg  
**Fabric:** TPU Material

**Rain Cover Small**



**Colour:** Orange  
**Fabric:** Polyester PU

**Rain Cover Medium**



**Colour:** Orange  
**Fabric:** Polyester PU

**Rain Cover Large**



**Colour:** Orange  
**Fabric:** Polyester PU

**Pac 15**



**Dimensions:** 14 x 6 x 16cm  
**Colour:** Black  
**Weight:** 0.18kg  
**Fabric:** Excel® 200D Nylon

**Pac 15**



**Dimensions:** 14 x 6 x 16cm  
**Colour:** Blue CLR  
**Weight:** 0.18kg  
**Fabric:** Excel® 200D Nylon

**Pac 25**



**Dimensions:** 18 x 6 x 18cm  
**Colour:** Black  
**Weight:** 0.22kg  
**Fabric:** Excel® 200D Nylon

**Pac 25**



**Dimensions:** 18 x 6 x 18cm  
**Colour:** Blue CLR  
**Weight:** 0.22kg  
**Fabric:** Excel® 200D Nylon



**Notes:**

---



---



---



---



---



---



---



# WALKING POLES

PAGE 79

## Pico Walking Pole

Single



**Colour:** Blue  
**Weight:** 0.268kg

## Camino Walking Pole

Single



**Colour:** White  
**Weight:** 0.28kg

## Basho Folding Walking Pole

Single



**Colour:** Red  
**Weight:** 0.223kg

## Annapurna Carbon Walking Pole

Single



**Colour:** Lime  
**Weight:** 0.242kg

## Set of 2 Walking Pole Baskets

Fits all Vango Walking Poles

**Dimensions:** 10 x 2 x 12cm  
**Colour:** Black  
**Weight:** 18g



## Set of 2 Walking Pole Stoppers

Fits all Vango Walking Poles

**Dimensions:** 10 x 2 x 1cm  
**Colour:** Black  
**Weight:** 0.022kg



# TRANGIA

PAGES 80-85

---





### Stove Alloy Pans

Trangia 25-1



**Dimensions:** 22 x 10cm  
**Weight:** 0.85kg

### Stove Alloy Pans with Kettle & Gas Burner

Trangia 25-2 GB



**Dimensions:** 22 x 10cm  
**Weight:** 1.11kg

### Stove Hard Anodised pans

Trangia 25-7



**Dimensions:** 22 x 10cm  
**Weight:** 0.85kg

### Stove Alloy Pans with Gas Burner

Trangia 27-1 GB



**Dimensions:** 18.5 x 9.5cm  
**Weight:** 0.78kg

### Stove Non-Stick Pans with Kettle

Trangia 27-6



**Dimensions:** 18.5 x 9.5cm  
**Weight:** 0.88kg

### Sauté Pan

Trangia 25 Series



**Weight:** 0.19kg

### Stove Alloy Pans with Gas Burner

Trangia 25-1 GB



**Dimensions:** 22 x 10cm  
**Weight:** 0.93kg

### Stove Non-Stick Pans with Gas Burner

Trangia 25-5 GB



**Dimensions:** 22 x 10cm  
**Weight:** 0.99kg

### Stove Hard Anodised Pans with Kettle

Trangia 25-8



**Dimensions:** 22 x 10cm  
**Weight:** 1.03kg

### Stove Alloy Pans with Kettle

Trangia 27-2



**Dimensions:** 18.5 x 9.5cm  
**Weight:** 0.83kg

### Stove Hard Anodised Pans

Trangia 27-7



**Dimensions:** 18.5 x 9.5cm  
**Weight:** 0.69kg

### 1.5L Aluminium Saucepan

Trangia 25 Series



**Dimensions:** 17 x 7.5cm  
**Weight:** 0.11kg

### Stove Alloy Pans with Kettle

Trangia 25-2



**Dimensions:** 22 x 10cm  
**Weight:** 1.03kg

### Stove Non-Stick Pans with Kettle

Trangia 25-6



**Dimensions:** 22 x 10cm  
**Weight:** 1.09kg

### Stove Alloy Pans

Trangia 27-1



**Dimensions:** 18.5 x 9.5cm  
**Weight:** 0.69kg

### Stove Non-Stick Pans with Gas Burner

Trangia 27-5 GB



**Dimensions:** 18.5 x 9.5cm  
**Weight:** 0.83kg

### Stove Hard Anodised Pans with Kettle

Trangia 27-8



**Dimensions:** 18.5 x 9.5cm  
**Weight:** 0.83kg

### 1.5L Non-Stick Saucepan

Trangia 25 Series



**Dimensions:** 16.9 x 7.8cm  
**Weight:** 0.12kg

**1.5L Hard Anodised Saucepan** Trangia 25 Series



**Dimensions:** 17 x 7.5cm  
**Weight:** 0.11kg

**1.75L Hard Anodised Saucepan** Trangia 25 Series



**Dimensions:** 18.1 x 7.7cm  
**Weight:** 0.12kg

**Hard Anodised Frypan** Trangia 25 Series



**Dimensions:** 22 x 3.3cm  
**Weight:** 0.12kg

**EVA Case** Trangia 25 Series



**Weight:** 0.25kg

**Lower Windshield UL** Trangia 25 Series



**Dimensions:** 20.7 x 7.4cm  
**Weight:** 0.12kg

**1L Outer Non-Stick Saucepan** Trangia 27 Series



**Dimensions:** 15 x 6.7cm  
**Weight:** 0.09kg

**1.75L Aluminium Saucepan** Trangia 25 Series



**Dimensions:** 18.1 x 7.7cm  
**Weight:** 0.12kg

**Aluminium Frypan** Trangia 25 Series



**Dimensions:** 22 x 3.3cm  
**Weight:** 0.12kg

**0.9L Kettle** Trangia 25 Series



**Dimensions:** 15.1 x 8.4cm  
**Weight:** 0.19kg

**Strap** Trangia 25 Series



**Weight:** 0.02kg

**Upper Windshield UL** Trangia 25 Series



**Dimensions:** 20 x 9.5cm  
**Weight:** 0.2kg

**1L Outer Hard Anodised Saucepan** Trangia 27 Series



**Dimensions:** 15 x 6.8cm  
**Weight:** 0.08kg

**1.75L Non-Stick Saucepan** Trangia 25 Series



**Dimensions:** 18.1 x 7.9cm  
**Weight:** 0.12kg

**Non-Stick Frypan** Trangia 25 Series



**Dimensions:** 22 x 3.3cm  
**Weight:** 0.17kg

**Multi-disc** Trangia 25 Series



**Dimensions:** 21 x 0.05cm  
**Weight:** 0.09kg

**Bag for Stove** Trangia 25 Series



**Weight:** 0.03kg

**1L Outer Saucepan** Trangia 27 Series



**Dimensions:** 15 x 6.8cm  
**Weight:** 0.08kg

**1L Inner Saucepan** Trangia 27 Series



**Dimensions:** 14.6 x 6.9cm  
**Weight:** 0.08kg

**1L Inner Non-Stick Saucepan** Trangia 27 Series



**Dimensions:** 14.6 x 6.9cm  
**Weight:** 0.09kg

**Non-Stick Frypan**

Trangia 27 Series



**Dimensions:** 18.7 x 3.1cm  
**Weight:** 0.12kg

**Multi-disc**

Trangia 27 Series



**Dimensions:** 18 x 0.5cm  
**Weight:** 0.07kg

**Bag for Stove**

Trangia 27 Series



**Weight:** 0.24kg

**Spirit Burner**

Screwcap Washer and Simmer Ring



**Dimensions:** 7.2 x 4.5cm  
**Weight:** 0.11kg

**Multi-Fuel Burner**

General Accessories



**Weight:** 0.53kg

**1L Inner Hard Anodised Saucepan** Trangia 27 Series



**Dimensions:** 14.6 x 6.9cm  
**Weight:** 0.08kg

**Hard Anodised Frypan**

Trangia 27 Series



**Dimensions:** 18.8 x 3cm  
**Weight:** 0.09kg

**EVA Case**

Trangia 27 Series



**Weight:** 0.2kg

**Lower Windshield UL**

Trangia 27 Series



**Dimensions:** 20.7 x 7.4cm  
**Weight:** 0.09kg

**Gel Burner**

General Accessories



**Weight:** 0.02kg

**0.3L Fuel Bottle**

General Accessories



**Dimensions:** 6.5 x 11.9cm  
**Weight:** 0.1kg

**Aluminium Frypan**

Trangia 27 Series



**Dimensions:** 18.8 x 3cm  
**Weight:** 0.09kg

**0.6L Kettle**

Trangia 27 Series



**Dimensions:** 13.4 x 6.7cm  
**Weight:** 0.14kg

**Strap**

Trangia 27 Series



**Weight:** 0.02kg

**Upper Windshield UL**

Trangia 27 Series



**Dimensions:** 20 x 9.5cm  
**Weight:** 0.17kg

**Gas Burner**

General Accessories



**Weight:** 0.18kg

**0.3L Fuel Bottle**

General Accessories



**Dimensions:** 6.5 x 11.9cm  
**Weight:** 0.1kg

### 0.5L Fuel Bottle

General Accessories



**Dimensions:** 6.5 x 23.5cm  
**Weight:** 0.12kg

### 1L Fuel Bottle

General Accessories



**Dimensions:** 8 x 29cm  
**Weight:** 0.16kg

### The Outdoor Cookbook

Trangia Moment



**Weight:** 0.35kg

### EVA Case Mess Tin

Camping Sets and Utensils



**Weight:** 0.12kg

### 20cm Aluminium Plate

Trangia



**Dimensions:** 20 x 2cm  
**Weight:** 0.09kg

### Cook Kit

Tundra 3 Trangia



**Dimensions:** 20 x 9.5cm  
**Weight:** 0.62kg

### 0.5L Fuel Bottle

General Accessories



**Dimensions:** 6.5 x 23.5cm  
**Weight:** 0.12kg

### Pan Stand

General Accessories



**Weight:** 0.05kg

### T-Spoon

Trangia



**Dimensions:** 20 x 2cm  
**Weight:** 0.01kg

### Mess Tin

Trangia



**Weight:** 0.16kg

### Cook Kit

Tundra 1 Trangia



**Dimensions:** 20 x 9.5cm  
**Weight:** 0.54kg

### Trangia Triangle

Camping Sets and Utensils



**Weight:** 0.12kg

### 1L Fuel Bottle

General Accessories



**Dimensions:** 8 x 29cm  
**Weight:** 0.16kg

### Winter Attachment

General Accessories



**Weight:** 0.23kg

### Multi-disc for Mess Tin

Camping Sets and Utensils



**Weight:** 0.42kg

### Large Mess Tin

Trangia



**Weight:** 0.26kg

### Cook Kit

Tundra 2 Trangia



**Dimensions:** 20 x 9.5cm  
**Weight:** 0.44kg

### Mini Trangia

Camping Sets and Utensils



**Dimensions:** 15 x 6.7cm  
**Weight:** 0.33kg

**1.4L Aluminium Kettle**

Trangia



**Dimensions:** 15 x 10.5cm  
**Weight:** 0.23kg

**4.5L Billy with Lid**

Trangia



**Dimensions:** 24 x 13cm  
**Weight:** 0.53kg

**Simmer Ring for Spirit Burner**



**Dimensions:** 6.5 x 1.7cm  
**Weight:** 0.02kg

**Pan Handle**

Trangia



**Weight:** 0.05kg

**Notes:**

---

---

---

---

---

---

---

---

---

---

---

---

---

---

---

---

---

---

---

---

---

---

---

---

**22cm Non-Stick Frypan**

with Folding Handle



**Dimensions:** 22 x 3cm  
**Weight:** 0.27kg

**2 Washers for Spirit Burner**

Trangia



**Safety Valve for Fuel Bottle**

Trangia



**Weight:** 0.02kg

**2.5L Billy with Lid**

Trangia



**Dimensions:** 20 x 13cm  
**Weight:** 0.4kg

**Spirit Burner Screwcap & Washer**

Trangia



**Dimensions:** 5.8 x 1.6cm  
**Weight:** 0.02kg

**Handle Mini**

Trangia



**Weight:** 0.02kg



Notes:









Notes:

For immediate access to stock availability, information on ordering, accounts or product and marketing materials, log on to our extranet.



**2 Kelburn Business Park | Port Glasgow | Scotland | PA14 6TD**  
**(+44) 1475 746 000 • sales@vango.co.uk**